

Anti-ITM2B Mouse Monoclonal Antibody [Clone ID: OTI1C11]

Catalog Number: M03157

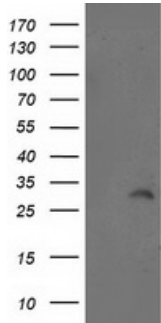
Overview

Product Name	Anti-ITM2B Mouse Monoclonal Antibody [Clone ID: OTI1C11]
Reactive Species	Human, Mouse, Rat
Description	Boster Bio ITM2B mouse monoclonal antibody, clone OTI1C11 (formerly 1C11). Catalog# M03157. Tested in FC, IHC, WB. This antibody reacts with Human, Mouse, Rat.
Application	Flow Cytometry, IHC, WB
Clonality	Monoclonal OTI1C11
Formulation	PBS (pH 7.3) containing 1% stabilizing protein, 50% glycerol and 0.02% sodium azide. This antibody is supplied in a stabilized formulation. Compatibility with conjugation reactions depends on the chemistry of the conjugation method used. For conjugation methods that are not compatible with the stabilizing components present in this formulation, a carrier-free antibody format is required.
Storage Instructions	Store at -20°C as received.
Host	Mouse
Uniprot ID	Q9Y287

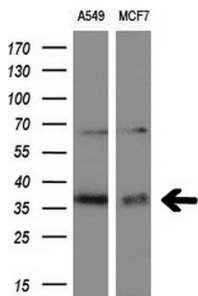
Technical Details

Immunogen	Full length human recombinant protein of human ITM2B (NP_068839) produced in HEK293T cell.
Isotype	IgG2a
Concentration	1 mg/ml
Purification	Purified from mouse ascites fluids or tissue culture supernatant by affinity chromatography (protein A/G)
Suggested Dilutions	WB 1:2000 IHC 1:150 Flow Cytometry 1:100

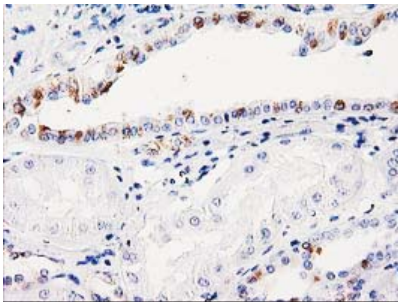
Anti-ITM2B Mouse Monoclonal Antibody [Clone ID: OTI1C11] (M03157) Images



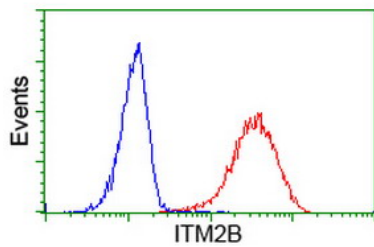
HEK293T cells were transfected with the pCMV6-ENTRY control (Left lane) or pCMV6-ENTRY ITM2B (Right lane) cDNA for 48 hrs and lysed. Equivalent amounts of cell lysates (5 ug per lane) were separated by SDS-PAGE and immunoblotted with anti-ITM2B.



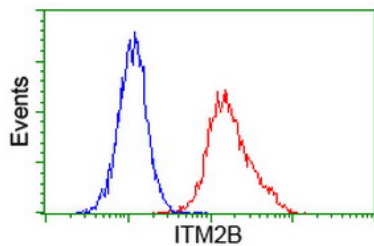
Western blot analysis of extracts (10ug) from 2 different cell lines by using anti-ITM2B monoclonal antibody (1:200).



Immunohistochemical staining of paraffin-embedded Human Kidney tissue within the normal limits using anti-ITM2B mouse monoclonal antibody. (Heat-induced epitope retrieval by 10mM citric buffer)



Flow cytometric Analysis of HeLa cells



Flow cytometric Analysis of Jurkat cells

Submit a product review to Biocompare.com

Submit a review of this product to Biocompare.com to receive a \$20 Amazon.com giftcard! Your reviews help your fellow scientists make the right decisions. Thank you for your contribution.



Anti-ITM2B Mouse Monoclonal Antibody [Clone ID: OT11C11]

For Research Use Only. Not for use in diagnostic procedures.