

## Anti-ENTPD1 / CD39 Reference Antibody (TTX-030)

Catalog Number: M03196-4

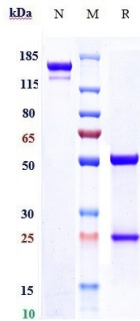
### Overview

Product Name	Anti-ENTPD1 / CD39 Reference Antibody (TTX-030)
Reactive Species	Human
Description	Boster Bio Anti-ENTPD1 / CD39 Reference Antibody (TTX-030) (Catalog # M03196-4). Tested in Flow Cytometry, ELISA, FTA. This antibody reacts with Human. Endotoxin: < 0.782EU/ug,determined by LAL method. Expression system: CHO Cell
Application	ELISA, Flow Cytometry, Functional Assay, Kinetics
Clonality	Monoclonal
Formulation	Purified monoclonal antibody supplied in PBS, pH6.0, without preservative.This antibody is purified through a protein A column.
Storage Instructions	Maintain refrigerated at 2-8°C for up to 2 weeks. For long-term storage, aliquot and store at -20°C to avoid repeated freeze-thaw cycles.
Uniprot ID	P49961

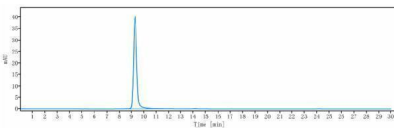
### Technical Details

Isotype	IgG4
Form	Liquid

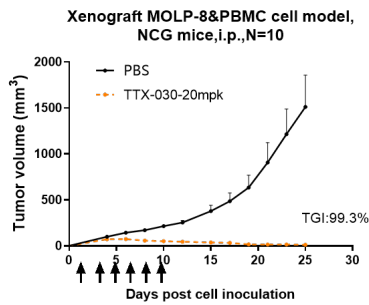
## Anti-ENTPD1 / CD39 Reference Antibody (TTX-030) (M03196-4) Images



Anti-ENTPD1/CD39 Reference Antibody (TTX-030) on SDS-PAGE under reducing (R) condition. The gel was stained with Coomassie Blue. The purity of the protein is greater than 95%



The purity of Anti-ENTPD1/CD39 Reference Antibody (TTX-030) is more than 99.83%



TTX-030 inhibited the tumor growth of MOLP-8 on NCG mice. The result showed significant anti-tumor effects

### Submit a product review to [Biocompare.com](https://www.biocompare.com)

Submit a review of this product to [Biocompare.com](https://www.biocompare.com) to receive a \$20 Amazon.com giftcard! Your reviews help your fellow scientists make the right decisions. Thank you for your contribution.



Anti-ENTPD1 / CD39 Reference Antibody (TTX-030)

For Research Use Only. Not for use in diagnostic procedures.