

Anti-RAGE Rabbit Monoclonal Antibody

Catalog Number: M03438

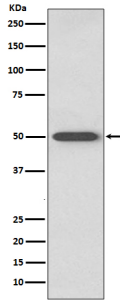
Overview

Product Name	Anti-RAGE Rabbit Monoclonal Antibody
Reactive Species	Human, Mouse, Rat
Description	Boster Bio Anti-RAGE Rabbit Monoclonal Antibody catalog # M03438. Tested in WB application. This antibody reacts with Human, Mouse, Rat.
Application	WB
Clonality	Monoclonal AOBF-1
Formulation	Rabbit IgG in stabilizing components, phosphate buffered saline, pH 7.4, 150mM NaCl, 0.02% sodium azide and 50% glycerol. *This antibody is supplied in a stabilized formulation. Compatibility with conjugation reactions depends on the chemistry of the conjugation method used. For conjugation methods that are not compatible with the stabilizing components present in this formulation, a carrier-free antibody format is required.
Storage Instructions	Store at -20°C for one year. For short term storage and frequent use, store at 4°C for up to one month. Avoid repeated freeze-thaw cycles.
Host	Rabbit
Uniprot ID	Q15109

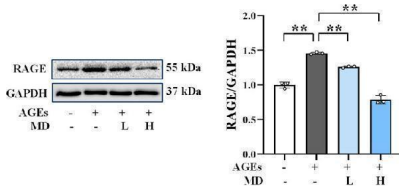
Technical Details

Immunogen	A synthesized peptide derived from human RAGE
Isotype	Rabbit IgG
Form	Liquid
Concentration	0.5mg/ml
Purification	Affinity-chromatography
Suggested Dilutions	WB 1:500-2000

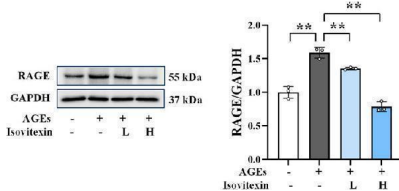
Anti-RAGE Rabbit Monoclonal Antibody (M03438) Images



Western blot analysis of RAGE expression in mouse lung lysate.



Western blotting results of RAGE in osteoblasts (n = 3). ** P < 0.01. Index in PubMed under a CC BY license. PMID: 39525628



Western blotting results of RAGE in osteoblasts (n = 3). ** P < 0.01. Index in PubMed under a CC BY license. PMID: 39525628

4 Publications Citing This Product

1. PubMed ID: 27026909, Ethyl pyruvate attenuated coxsackievirus B3-induced acute viral myocarditis by suppression of HMGB1/RAGE/NF- κ B pathway
2. PubMed ID: 28486941, Wang F, He Q, Wang J, Yuan Q, Guo H, Chai L, Wang S, Hu L, Zhang Y. BMC Complement Altern Med. 2017 May 10;17(1):258. doi: 10.1186/s12906-017-1738-8. Neuroprotective effect of salvianolate lyophilized injection against cerebral ischemia in type 1 ...
3. PubMed ID: 28223765, Li JY, Lu YH, Zhang LW, Zhou PM, Chen T. Ann Dermatol. 2017 Feb;29(1):121-123. doi: 10.5021/ad.2017.29.1.121. Epub 2017 Feb 3. Increased Serum High Mobility Group Box 1 (HMGB1) Concentration and the Altered Expression of HMGB1 and Its Receptor Adv...

Visit bosterbio.com/anti-rage-rabbit-monoclonal-antibody-m03438-boster.html to see all 4 publications.

Submit a product review to Biocompare.com

Submit a review of this product to Biocompare.com to receive a \$20 Amazon.com giftcard! Your reviews help your fellow scientists make the right decisions. Thank you for your contribution.



Anti-RAGE Rabbit Monoclonal Antibody

For Research Use Only. Not for use in diagnostic procedures.