

Anti-RanBP9 monoclonal Antibody

Catalog Number: M03448

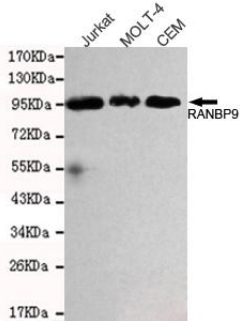
Overview

Product Name	Anti-RanBP9 monoclonal Antibody
Reactive Species	Human
Description	Boster Bio Anti-RanBP9 monoclonal Antibody catalog # M03448. Tested in WB,IP,ICC applications. This antibody reacts with Human.
Application	IP, ICC, WB
Clonality	Monoclonal 1D9G2 / 1D9G4 / 2B4G3
Formulation	Mouse IgG1, 1mg/ml in PBS with 0.02% sodium azide, 50% glycerol, pH7.2
Storage Instructions	Store at -20°C for one year. For short term storage and frequent use, store at 4°C for up to one month. Avoid repeated freeze-thaw cycles.
Host	Mouse
Uniprot ID	Q96S59

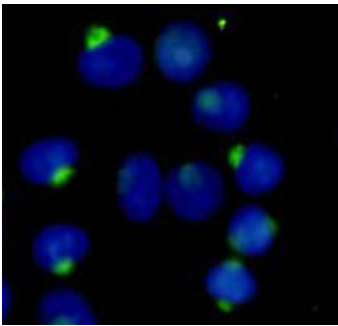
Technical Details

Immunogen	Recombinant full length Human RanBP9.
Cross Reactivity	No cross reactivity with other proteins.
Isotype	IgG
Form	Liquid
Concentration	1 mg/ml
Purification	The antibody was affinity-purified from mouse ascites by affinity-chromatography using epitope-specific immunogen and the purity is > 95% (by SDS-PAGE).
Suggested Dilutions	WB: 1:1000 ICC: 1:100-300 IP: 1:50-100

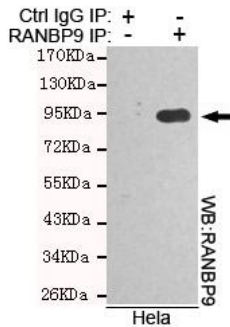
Anti-RanBP9 monoclonal Antibody (M03448) Images



Western blot detection of RANBP9 in Jurkat, MOLT-4&CEM cell lysates and using RANBP9 antibody (1:1000 diluted) .



Immunocytochemistry stain of HeLa using RANBP9 antibody (1:300).



Immunoprecipitation analysis of HeLa cell lysates using RANBP9 antibody

Submit a product review to Biocompare.com

Submit a review of this product to Biocompare.com to receive a \$20 Amazon.com giftcard! Your reviews help your fellow scientists make the right decisions. Thank you for your contribution.



Anti-RanBP9 monoclonal Antibody

For Research Use Only. Not for use in diagnostic procedures.