

Anti-TROP2 Reference Antibody (sacituzumab)

Catalog Number: M03569

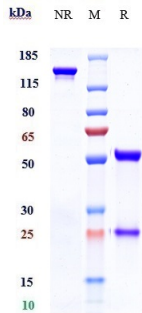
Overview

Product Name	Anti-TROP2 Reference Antibody (sacituzumab)
Reactive Species	Human
Description	Boster Bio Anti-TROP2 Reference Antibody (sacituzumab) (Catalog # M03569). Tested in Flow Cytometry, ELISA, FTA. This antibody reacts with Human. Endotoxin: < 0.802EU/ug,determined by LAL method. Expression system: CHO Cell
Application	ELISA, Flow Cytometry, Functional Assay, Kinetics
Clonality	Monoclonal
Formulation	Purified monoclonal antibody supplied in PBS, pH6.0, without preservative.This antibody is purified through a protein A column.
Storage Instructions	Maintain refrigerated at 2-8°C for up to 2 weeks. For long-term storage, aliquot and store at -20°C to avoid repeated freeze-thaw cycles.
Uniprot ID	P09758

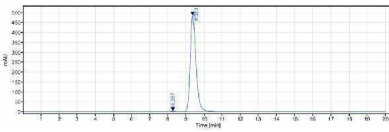
Technical Details

Isotype	IgG1
Form	Liquid

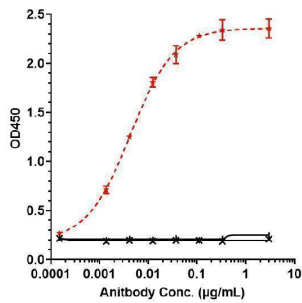
Anti-TROP2 Reference Antibody (sacituzumab) (M03569) Images



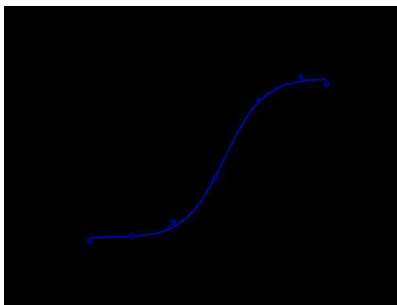
Anti-TROP2 Reference Antibody (sacituzumab) on SDS-PAGE under reducing (R) condition. The gel was stained with Coomassie Blue. The purity of the protein is greater than 95%



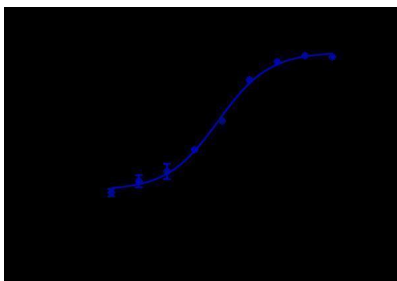
The purity of Anti-TROP2 Reference Antibody (sacituzumab) is more than 96.23%



Immobilized human TROP2 His at 2 µg/mL can bind Anti-TROP2 Reference Antibody (sacituzumab)



Human TROP2 HEK293 cells were stained with Anti-TROP2 Reference Antibody (sacituzumab) and negative control protein respectively



The endocytosis ratio sacituzumab by human TROP2 HEK293 increased with the increase of antibody concentration

Submit a product review to [Biocompare.com](https://www.biocompare.com)

Submit a review of this product to [Biocompare.com](https://www.biocompare.com) to receive a \$20 Amazon.com giftcard! Your



reviews help your fellow scientists make the right decisions. Thank you for your contribution.

Anti-TROP2 Reference Antibody (sacituzumab)

For Research Use Only. Not for use in diagnostic procedures.