

Anti-PRAS40 AKT1S1 Monoclonal Antibody

Catalog Number: M03629-1

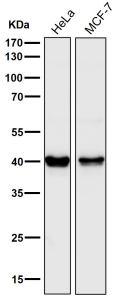
Overview

Product Name	Anti-PRAS40 AKT1S1 Monoclonal Antibody
Reactive Species	Human, Mouse, Rat
Description	Boster Bio Anti-PRAS40 AKT1S1 Monoclonal Antibody catalog # M03629-1. Tested in WB, IP applications. This antibody reacts with Human, Mouse, Rat.
Application	IP, WB
Clonality	Monoclonal ACHD-1
Formulation	Rabbit IgG in stabilizing components, phosphate buffered saline, pH 7.4, 150mM NaCl, 0.02% sodium azide and 50% glycerol. *This antibody is supplied in a stabilized formulation. Compatibility with conjugation reactions depends on the chemistry of the conjugation method used. For conjugation methods that are not compatible with the stabilizing components present in this formulation, a carrier-free antibody format is required.
Storage Instructions	Store at -20°C for one year. For short term storage and frequent use, store at 4°C for up to one month. Avoid repeated freeze-thaw cycles.
Host	Rabbit
Uniprot ID	Q96B36

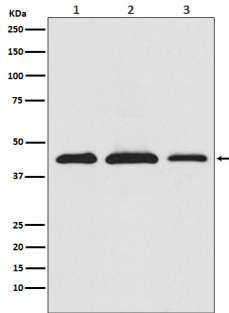
Technical Details

Immunogen	A synthesized peptide derived from human PRAS40 Many growth factors and hormones induce the phosphoinositide 3-kinase signaling pathway, which results in the activation of downstream effector proteins such as the serine/threonine kinase Akt. One known Akt substrate is a 40 kDa, proline-rich protein (PRAS40) that binds to 14-3-3 protein. PRAS40 also binds mTOR to transduce Akt signals to the mTOR complex.
Isotype	Rabbit IgG
Form	Liquid
Concentration	0.5mg/ml
Purification	Affinity-chromatography
Suggested Dilutions	WB 1:500-2000 IP 1:20

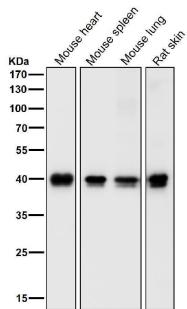
Anti-PRAS40 AKT1S1 Monoclonal Antibody (M03629-1) Images



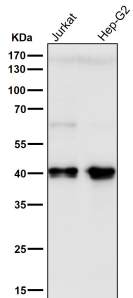
All lanes use the Antibody at 1:3K dilution for 1 hour at room temperature.



Western blot analysis of PRAS40 expression in (1) HeLa cell lysate; (2) RAW 264.7 cell lysate; (3) PC12 cell lysate.



All lanes use the Antibody at 1:3K dilution for 1 hour at room temperature.



All lanes use the Antibody at 1:3K dilution for 1 hour at room temperature.

Submit a product review to Biocompare.com

Submit a review of this product to Biocompare.com to receive a \$20 Amazon.com giftcard! Your reviews help your fellow scientists make the right decisions. Thank you for your contribution.



Anti-PRAS40 AKT1S1 Monoclonal Antibody

For Research Use Only. Not for use in diagnostic procedures.