

## Anti-GH2 Mouse Monoclonal Antibody [Clone ID: OTI5B11]

Catalog Number: M03890

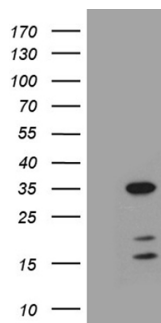
### Overview

Product Name	Anti-GH2 Mouse Monoclonal Antibody [Clone ID: OTI5B11]
Reactive Species	Human
Description	Boster Bio GH2 mouse monoclonal antibody, clone OTI5B11. Catalog# M03890. Tested in IHC, WB. This antibody reacts with Human.
Application	IHC, WB
Clonality	Monoclonal OTI5B11
Formulation	PBS (pH 7.3) containing 1% stabilizing protein, 50% glycerol and 0.02% sodium azide. This antibody is supplied in a stabilized formulation. Compatibility with conjugation reactions depends on the chemistry of the conjugation method used. For conjugation methods that are not compatible with the stabilizing components present in this formulation, a carrier-free antibody format is required.
Storage Instructions	Store at -20°C as received.
Host	Mouse
Uniprot ID	P01242

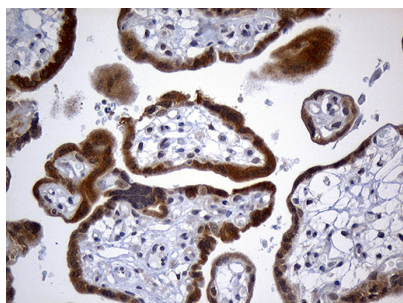
### Technical Details

Immunogen	Full length human recombinant protein of human GH2 (NP_072051) produced in E.coli.
Isotype	IgG2b
Concentration	1 mg/ml
Purification	Purified from mouse ascites fluids or tissue culture supernatant by affinity chromatography (protein A/G)
Suggested Dilutions	WB 1:2000 IHC 1:500

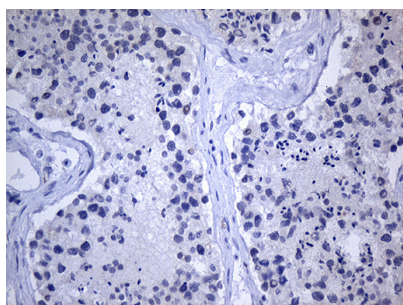
## Anti-GH2 Mouse Monoclonal Antibody [Clone ID: OTI5B11] (M03890) Images



HEK293T cells were transfected with the pCMV6-ENTRY control (Left lane) or pCMV6-ENTRY GH2 (Right lane) cDNA for 48 hrs and lysed. Equivalent amounts of cell lysates (5 ug per lane) were separated by SDS-PAGE and immunoblotted with anti-GH2 (1:2000).



Immunohistochemical staining of paraffin-embedded Human placenta tissue within the normal limits using anti-GH2 mouse monoclonal antibody. (Heat-induced epitope retrieval by 1mM EDTA in 10mM Tris buffer (pH8.5) at 120Å°C for 3min)



Immunohistochemical staining of paraffin-embedded Human testicle tissue within the normal limits using anti-GH2 mouse monoclonal antibody. This figure shows negative staining. (Heat-induced epitope retrieval by 1mM EDTA in 10mM Tris buffer (pH8.5) at 120Å°C for 3min)

### Submit a product review to Biocompare.com

Submit a review of this product to Biocompare.com to receive a \$20 Amazon.com giftcard! Your reviews help your fellow scientists make the right decisions. Thank you for your contribution.



Anti-GH2 Mouse Monoclonal Antibody [Clone ID: OTI5B11]

For Research Use Only. Not for use in diagnostic procedures.