

Anti-CaMKII CAMK2B Rabbit Monoclonal Antibody

Catalog Number: M03964

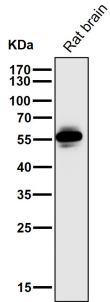
Overview

Product Name	Anti-CaMKII CAMK2B Rabbit Monoclonal Antibody
Reactive Species	Human, Mouse, Rat
Description	Boster Bio Anti-CaMKII CAMK2B Rabbit Monoclonal Antibody catalog # M03964. Tested in WB, IHC, ICC/IF applications. This antibody reacts with Human, Mouse, Rat.
Application	IF, IHC, ICC, WB
Clonality	Monoclonal CEC-3
Formulation	Rabbit IgG in stabilizing components, phosphate buffered saline, pH 7.4, 150mM NaCl, 0.02% sodium azide and 50% glycerol. *This antibody is supplied in a stabilized formulation. Compatibility with conjugation reactions depends on the chemistry of the conjugation method used. For conjugation methods that are not compatible with the stabilizing components present in this formulation, a carrier-free antibody format is required.
Storage Instructions	Store at -20°C for one year. For short term storage and frequent use, store at 4°C for up to one month. Avoid repeated freeze-thaw cycles.
Host	Rabbit
Uniprot ID	Q9UQM7/Q13554/Q13555/Q13557

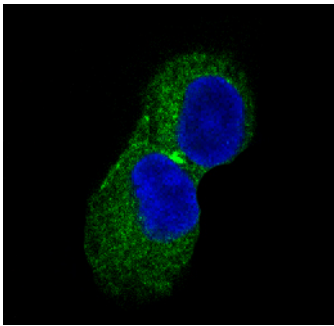
Technical Details

Immunogen	A synthesized peptide derived from human CaMKII
Isotype	Rabbit IgG
Form	Liquid
Concentration	0.5mg/ml
Purification	Affinity-chromatography
Suggested Dilutions	WB 1:500-1:2000 IHC 1:50-1:200 ICC/IF 1:50-1:200

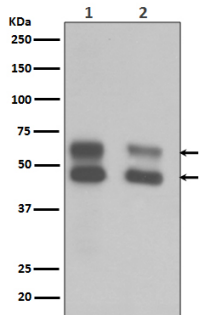
Anti-CaMKII CAMK2B Rabbit Monoclonal Antibody (M03964) Images



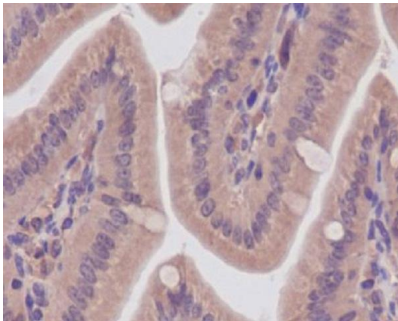
All lanes use the Antibody at 1:1K dilution for 1 hour at room temperature.



Immunofluorescent analysis of PC-12 cells, using CaMKII Antibody .



Western blot analysis of CaMKII expression in (1) Mouse brain tissue lysate ;(2) Rat brain tissue lysate.



Immunohistochemical analysis of paraffin-embedded mouse colon, using CaMKII Antibody.

Submit a product review to Biocompare.com

Submit a review of this product to Biocompare.com to receive a \$20 Amazon.com giftcard! Your reviews help your fellow scientists make the right decisions. Thank you for your contribution.



Anti-CaMKII CAMK2B Rabbit Monoclonal Antibody

For Research Use Only. Not for use in diagnostic procedures.