

Anti-DPP10 Mouse Monoclonal Antibody [Clone ID: OTI1A5]

Catalog Number: M04118

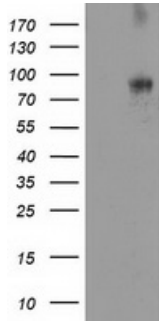
Overview

Product Name	Anti-DPP10 Mouse Monoclonal Antibody [Clone ID: OTI1A5]
Reactive Species	Human, Mouse, Rat
Description	Boster Bio DPP10 mouse monoclonal antibody, clone OTI1A5 (formerly 1A5). Catalog# M04118. Tested in FC, IHC, WB. This antibody reacts with Human, Mouse, Rat.
Application	Flow Cytometry, IHC, WB
Clonality	Monoclonal OTI1A5
Formulation	PBS (pH 7.3) containing 1% stabilizing protein, 50% glycerol and 0.02% sodium azide. This antibody is supplied in a stabilized formulation. Compatibility with conjugation reactions depends on the chemistry of the conjugation method used. For conjugation methods that are not compatible with the stabilizing components present in this formulation, a carrier-free antibody format is required.
Storage Instructions	Store at -20°C as received.
Host	Mouse
Uniprot ID	Q8N608

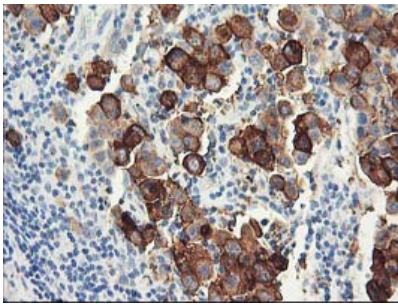
Technical Details

Immunogen	Full length human recombinant protein of human DPP10 (NP_065919) produced in HEK293T cell.
Isotype	IgG1
Concentration	0.65 mg/ml
Purification	Purified from mouse ascites fluids or tissue culture supernatant by affinity chromatography (protein A/G)
Suggested Dilutions	WB 1:2000 IHC 1:150 Flow Cytometry 1:100

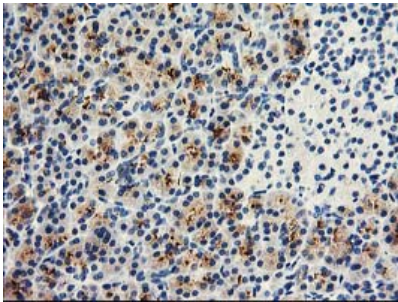
Anti-DPP10 Mouse Monoclonal Antibody [Clone ID: OTI1A5] (M04118) Images



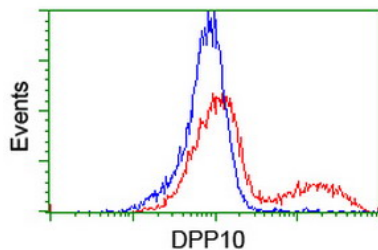
HEK293T cells were transfected with the pCMV6-ENTRY control (Left lane) or pCMV6-ENTRY DPP10 (Right lane) cDNA for 48 hrs and lysed. Equivalent amounts of cell lysates (5 ug per lane) were separated by SDS-PAGE and immunoblotted with anti-DPP10.



Immunohistochemical staining of paraffin-embedded Carcinoma of Human lung tissue using anti-DPP10 mouse monoclonal antibody. (Heat-induced epitope retrieval by 10mM citric buffer)



Immunohistochemical staining of paraffin-embedded Human pancreas tissue within the normal limits using anti-DPP10 mouse monoclonal antibody. (Heat-induced epitope retrieval by 10mM citric buffer)



HEK293T cells transfected with either DPP10 (Myc-DDK-tagged) overexpress plasmid (Red) or empty vector control plasmid (Blue) were immunostained by anti-DPP10 antibody (M04118)

Submit a product review to Biocompare.com

Submit a review of this product to Biocompare.com to receive a \$20 Amazon.com giftcard! Your reviews help your fellow scientists make the right decisions. Thank you for your contribution.



Anti-DPP10 Mouse Monoclonal Antibody [Clone ID: OTI1A5]

For Research Use Only. Not for use in diagnostic procedures.