

## Anti-TACC1 Mouse Monoclonal Antibody [Clone ID: OTI1H2]

Catalog Number: M04196

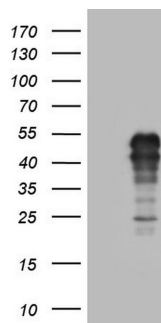
### Overview

Product Name	Anti-TACC1 Mouse Monoclonal Antibody [Clone ID: OTI1H2]
Reactive Species	Human
Description	Boster Bio TACC1 mouse monoclonal antibody, clone OTI1H2 (formerly 1H2). Catalog# M04196. Tested in IHC, WB. This antibody reacts with Human.
Application	IHC, WB
Clonality	Monoclonal OTI1H2
Formulation	PBS (pH 7.3) containing 1% stabilizing protein, 50% glycerol and 0.02% sodium azide. This antibody is supplied in a stabilized formulation. Compatibility with conjugation reactions depends on the chemistry of the conjugation method used. For conjugation methods that are not compatible with the stabilizing components present in this formulation, a carrier-free antibody format is required.
Storage Instructions	Store at -20°C as received.
Host	Mouse
Uniprot ID	O75410

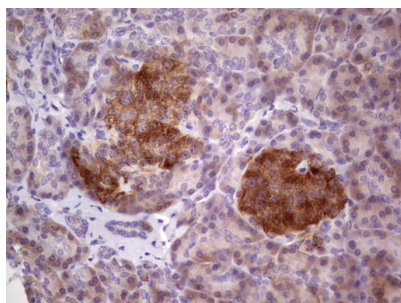
### Technical Details

Immunogen	Full length human recombinant protein of human TACC1 (NP_001116296) produced in HEK293T cell.
Isotype	IgG1
Concentration	1 mg/ml
Purification	Purified from mouse ascites fluids or tissue culture supernatant by affinity chromatography (protein A/G)
Suggested Dilutions	WB: 1:2000 IHC: 1:150

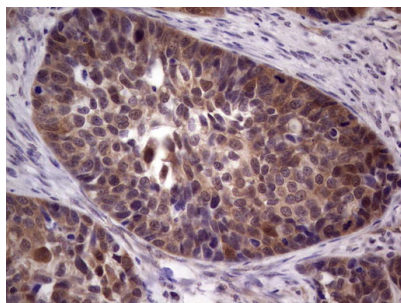
## Anti-TACC1 Mouse Monoclonal Antibody [Clone ID: OTI1H2] (M04196) Images



HEK293T cells were transfected with the pCMV6-ENTRY control (Left lane) or pCMV6-ENTRY TACC1 (Right lane) cDNA for 48 hrs and lysed. Equivalent amounts of cell lysates (5 ug per lane) were separated by SDS-PAGE and immunoblotted with anti-TACC1.



Immunohistochemical staining of paraffin-embedded Human pancreas tissue within the normal limits using anti-TACC1 mouse monoclonal antibody. (Heat-induced epitope retrieval by 1 mM EDTA in 10mM Tris)



Immunohistochemical staining of paraffin-embedded Carcinoma of Human kidney tissue using anti-TACC1 mouse monoclonal antibody. (Heat-induced epitope retrieval by 1 mM EDTA in 10mM Tris)

### Submit a product review to Biocompare.com

Submit a review of this product to Biocompare.com to receive a \$20 Amazon.com giftcard! Your reviews help your fellow scientists make the right decisions. Thank you for your contribution.



Anti-TACC1 Mouse Monoclonal Antibody [Clone ID: OTI1H2]

For Research Use Only. Not for use in diagnostic procedures.