

Anti-IL-3Ra / CD123 Reference Antibody (talacotuzumab)

Catalog Number: M04307-1

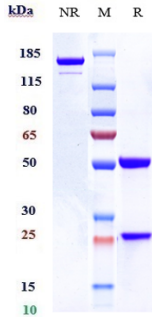
Overview

Product Name	Anti-IL-3Ra / CD123 Reference Antibody (talacotuzumab)
Reactive Species	Cynomolgus monkey, Human
Description	Boster Bio Anti-IL-3Ra / CD123 Reference Antibody (talacotuzumab) (Catalog # M04307-1). Tested in Flow Cytometry, ELISA, FTA. This antibody reacts with Cynomolgus monkey, Human. Endotoxin: < 0.852EU/ug,determined by LAL method. Expression system: CHO Cell
Application	ELISA, Flow Cytometry, Functional Assay, Kinetics
Clonality	Monoclonal
Formulation	Purified monoclonal antibody supplied in PBS, pH6.0, without preservative.This antibody is purified through a protein A column.
Storage Instructions	Maintain refrigerated at 2-8°C for up to 2 weeks. For long-term storage, aliquot and store at -20°C to avoid repeated freeze-thaw cycles.
Uniprot ID	P26951

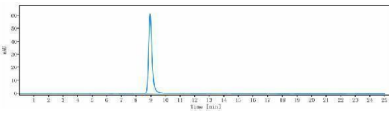
Technical Details

Isotype	IgG1
Form	Liquid

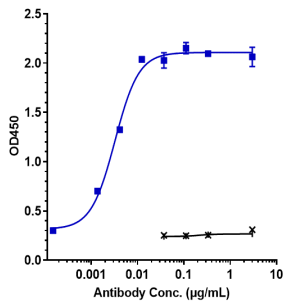
Anti-IL-3Ra / CD123 Reference Antibody (talacotuzumab) (M04307-1) Images



Anti-IL-3Ra/CD123 Reference Antibody (talacotuzumab) on SDS-PAGE under reducing (R) condition. The gel was stained with Coomassie Blue. The purity of the protein is greater than 95%



The purity of Anti-IL-3Ra/CD123 Reference Antibody (talacotuzumab) is more than 100%



Immobilized human IL 3Ralpha His at 2 µg/mL can bind Anti-IL-3Ra/CD123 Reference Antibody (talacotuzumab)

Submit a product review to Biocompare.com

Submit a review of this product to Biocompare.com to receive a \$20 Amazon.com giftcard! Your reviews help your fellow scientists make the right decisions. Thank you for your contribution.



Anti-IL-3Ra / CD123 Reference Antibody (talacotuzumab)

For Research Use Only. Not for use in diagnostic procedures.