

Anti-CISD1 Mouse Monoclonal Antibody [Clone ID: OTI2B3]

Catalog Number: M04360


Overview

Product Name	Anti-CISD1 Mouse Monoclonal Antibody [Clone ID: OTI2B3]
Reactive Species	Human, Mouse, Rat
Description	Boster Bio CISD1 mouse monoclonal antibody, clone OTI2B3 (formerly 2B3). Catalog# M04360. Tested in FC, IF, WB. This antibody reacts with Human, Mouse, Rat.
Application	Flow Cytometry, IF, WB
Clonality	Monoclonal OTI2B3
Formulation	PBS (pH 7.3) containing 1% stabilizing protein, 50% glycerol and 0.02% sodium azide. This antibody is supplied in a stabilized formulation. Compatibility with conjugation reactions depends on the chemistry of the conjugation method used. For conjugation methods that are not compatible with the stabilizing components present in this formulation, a carrier-free antibody format is required.
Storage Instructions	Store at -20°C as received.
Host	Mouse
Uniprot ID	Q9NZ45


Technical Details

Immunogen	Full length human recombinant protein of human CISD1 (NP_060934) produced in HEK293T cell.
Isotype	IgG1
Concentration	0.72 mg/ml
Purification	Purified from mouse ascites fluids or tissue culture supernatant by affinity chromatography (protein A/G)
Suggested Dilutions	IHC 1:100~400 WB: 1:200

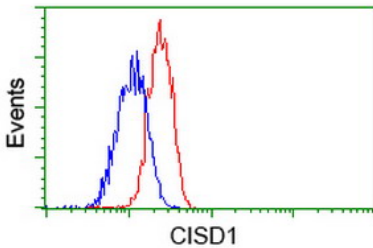
Anti-CISD1 Mouse Monoclonal Antibody [Clone ID: OTI2B3] (M04360) Images



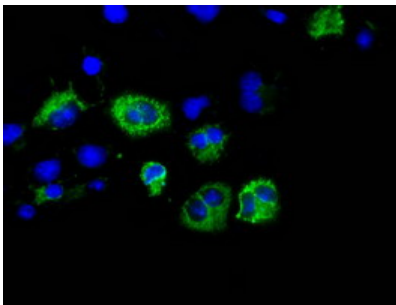
HEK293T cells were transfected with the pCMV6-ENTRY control (Left lane) or pCMV6-ENTRY CISD1 (Right lane) cDNA for 48 hrs and lysed. Equivalent amounts of cell lysates (5 ug per lane) were separated by SDS-PAGE and immunoblotted with anti-CISD1.



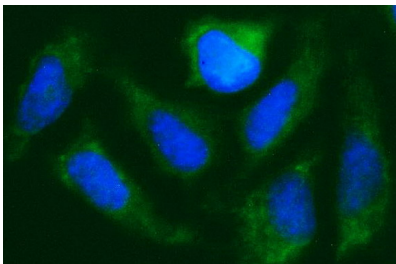
Western blot analysis of extracts (10ug) from 4 different cell lines by using anti-CISD1 monoclonal antibody (1:200).



Flow cytometric Analysis of Jurkat cells



Anti-CISD1 mouse monoclonal antibody (M04360) immunofluorescent staining of COS7 cells transiently transfected by pCMV6-ENTRY CISD1.



Immunofluorescent staining of HeLa cells using anti-CISD1 mouse monoclonal antibody (M04360).

Submit a product review to Biocompare.com

Submit a review of this product to Biocompare.com to receive a \$20 Amazon.com giftcard! Your reviews help your fellow scientists make the right decisions. Thank you for your contribution.



Anti-CISD1 Mouse Monoclonal Antibody [Clone ID: OTI2B3]

For Research Use Only. Not for use in diagnostic procedures.