

## Anti-DLAT monoclonal Antibody

Catalog Number: M04469

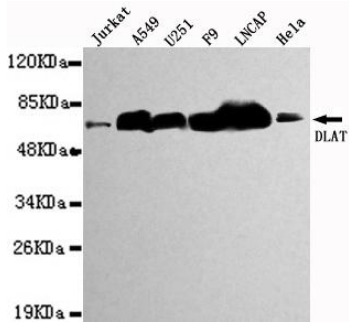
### Overview

Product Name	Anti-DLAT monoclonal Antibody
Reactive Species	Human, Mouse
Description	Boster Bio Anti-DLAT monoclonal Antibody catalog # M04469. Tested in WB,ICC,IP applications. This antibody reacts with Human,Mouse.
Application	IP, ICC, WB
Clonality	Monoclonal AS1A36
Formulation	Mouse IgG1, 1mg/ml in PBS with 0.02% sodium azide, 50% glycerol, pH7.2
Storage Instructions	Store at -20°C for one year. For short term storage and frequent use, store at 4°C for up to one month. Avoid repeated freeze-thaw cycles.
Host	Mouse
Uniprot ID	P10515

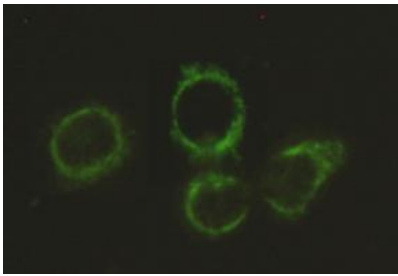
### Technical Details

Immunogen	Recombinant full length Human DLAT.
Cross Reactivity	No cross reactivity with other proteins.
Isotype	IgG
Form	Liquid
Concentration	1 mg/ml
Purification	The antibody was affinity-purified from mouse ascites by affinity-chromatography using epitope-specific immunogen and the purity is > 95% (by SDS-PAGE).
Suggested Dilutions	WB: 1:1000 ICC: 1:300 IP: 1:50-1:200

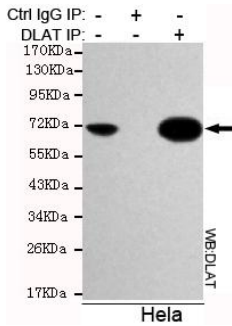
## Anti-DLAT monoclonal Antibody (M04469) Images



Western blot detection of DLAT in Jurkat, A549, U251, F9, LNCAP&HeLa cell lysates using DLAT antibody (1:1000 diluted) .



Immunocytochemistry stain of HeLa using DLAT antibody (1:300).



Immunoprecipitation analysis of HeLa cell lysates using DLAT antibody

## Submit a product review to Biocompare.com

Submit a review of this product to Biocompare.com to receive a \$20 Amazon.com giftcard! Your reviews help your fellow scientists make the right decisions. Thank you for your contribution.



Anti-DLAT monoclonal Antibody

For Research Use Only. Not for use in diagnostic procedures.