

## Anti-Cyclin E2 CCNE2 Rabbit Monoclonal Antibody

Catalog Number: M04536-1

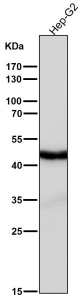
### Overview

Product Name	Anti-Cyclin E2 CCNE2 Rabbit Monoclonal Antibody
Reactive Species	Human
Description	Boster Bio Anti-Cyclin E2 CCNE2 Rabbit Monoclonal Antibody catalog # M04536-1. Tested in WB, IHC, ICC/IF, IP applications. This antibody reacts with Human.
Application	IP, IF, IHC, ICC, WB
Clonality	Monoclonal EDB-3
Formulation	Rabbit IgG in stabilizing components, phosphate buffered saline, pH 7.4, 150mM NaCl, 0.02% sodium azide and 50% glycerol. *This antibody is supplied in a stabilized formulation. Compatibility with conjugation reactions depends on the chemistry of the conjugation method used. For conjugation methods that are not compatible with the stabilizing components present in this formulation, a carrier-free antibody format is required.
Storage Instructions	Store at -20°C for one year. For short term storage and frequent use, store at 4°C for up to one month. Avoid repeated freeze-thaw cycles.
Host	Rabbit
Uniprot ID	O96020

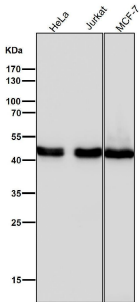
### Technical Details

Immunogen	A synthesized peptide derived from human Cyclin E2
Isotype	Rabbit IgG
Form	Liquid
Concentration	0.5mg/ml
Purification	Affinity-chromatography
Suggested Dilutions	WB 1:500-1:2000 IHC 1:50-1:200 ICC/IF 1:50-1:200 IP 1:50

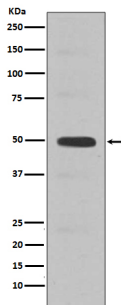
## Anti-Cyclin E2 CCNE2 Rabbit Monoclonal Antibody (M04536-1) Images



All lanes use the Antibody at 1:3K dilution for 1 hour at room temperature.



All lanes use the Antibody at 1:3K dilution for 1 hour at room temperature.



Western blot analysis of Cyclin E2 expression in Jurkat cell lysate.

## 2 Publications Citing This Product

1. PubMed ID: 31974617, Wang S,Zhang C,Zhang X.Downregulation of long non-coding RNA ANRIL promotes proliferation and migration in hypoxic human pulmonary artery smooth muscle cells.Mol Med Rep.2020 Feb;21(2):589-596.doi:10.3892/mmr.2019.10887.Epub 2019 Dec 17.PMID:31974617; PMC

2. PubMed ID: 25523932, Xu Lx, Li Zh, Tao Yf, Li Rh, Fang F, Zhao H, Li G, Li Yh, Wang J, Feng X, Pan J. J Exp Clin Cancer Res. 2014 Dec 19;33:108. Doi: 10.1186/S13046-014-0108-3. Histone Acetyltransferase Inhibitor Ii Induces Apoptosis In Glioma Cell Lines Via The P53 S...

Visit [bosterbio.com/anti-cyclin-e2-rabbit-monoclonal-antibody-m04536-1-boster.html](http://bosterbio.com/anti-cyclin-e2-rabbit-monoclonal-antibody-m04536-1-boster.html) to see all 2 publications.

## Submit a product review to Biocompare.com

Submit a review of this product to Biocompare.com to receive a \$20 Amazon.com giftcard! Your reviews help your fellow scientists make the right decisions. Thank you for your contribution.



Anti-Cyclin E2 CCNE2 Rabbit Monoclonal Antibody

For Research Use Only. Not for use in diagnostic procedures.