

## Anti-Gephyrin (GPHN) Mouse Monoclonal Antibody [Clone ID: OTI3A6]

Catalog Number: M04560-2

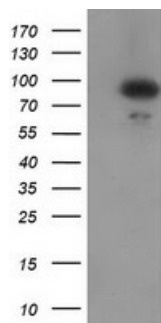
### Overview

Product Name	Anti-Gephyrin (GPHN) Mouse Monoclonal Antibody [Clone ID: OTI3A6]
Reactive Species	Human, Monkey, Mouse, Rat
Description	Boster Bio GPHN (Gephyrin) mouse monoclonal antibody, clone OTI3A6 (formerly 3A6). Catalog# M04560-2. Tested in FC, WB. This antibody reacts with Human, Monkey, Mouse, Rat.
Application	Flow Cytometry, WB
Clonality	Monoclonal OTI3A6
Formulation	PBS (PH 7.3) containing 1% BSA, 50% glycerol and 0.02% sodium azide.
Storage Instructions	Store at -20°C as received.
Host	Mouse
Uniprot ID	Q9NQX3

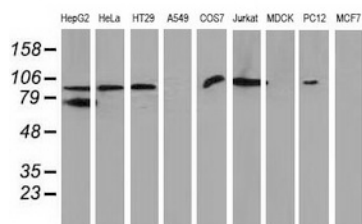
### Technical Details

Immunogen	Full length human recombinant protein of human GPHN (NP_065857) produced in HEK293T cell.
Isotype	IgG2a
Concentration	1 mg/ml
Purification	Purified from mouse ascites fluids or tissue culture supernatant by affinity chromatography (protein A/G)
Suggested Dilutions	Dilute the sample so that the expected range of concentrations fall within the detection range of this kit. If the expected range of concentration is unknown, a pilot test should be conducted to decide the optimal dilution ratio for your samples. Some PubMed article(s) citing the expression level of this target are as follows:

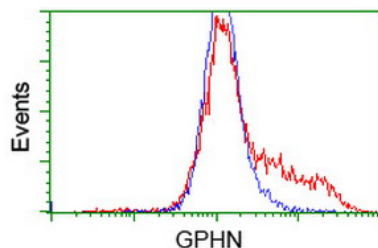
## Anti-Gephyrin (GPHN) Mouse Monoclonal Antibody [Clone ID: OTI3A6] (M04560-2) Images



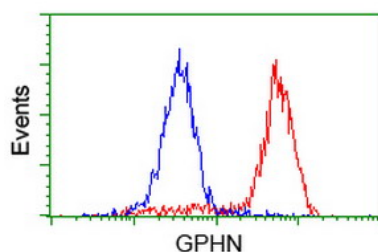
HEK293T cells were transfected with the pCMV6-ENTRY control (Left lane) or pCMV6-ENTRY GPHN (Right lane) cDNA for 48 hrs and lysed. Equivalent amounts of cell lysates (5 ug per lane) were separated by SDS-PAGE and immunoblotted with anti-GPHN.



Western blot analysis of extracts (35ug) from 9 different cell lines by using anti-GPHN monoclonal antibody (HepG2: human; HeLa: human; SVT2: mouse; A549: human; COS7: monkey; Jurkat: human; MDCK: canine; PC12: rat; MCF7: human).



HEK293T cells transfected with either GPHN (Myc-DDK-tagged) overexpress plasmid (Red) or empty vector control plasmid (Blue) were immunostained by anti-GPHN antibody (M04560-2)



Flow cytometric Analysis of HeLa cells

**Submit a product review to Biocompare.com**

Submit a review of this product to Biocompare.com to receive a \$20 Amazon.com giftcard! Your reviews help your fellow scientists make the right decisions. Thank you for your contribution.



Anti-Gephyrin (GPHN) Mouse Monoclonal Antibody [Clone ID: OTI3A6]