

Anti-PLOD2 Mouse Monoclonal Antibody [Clone ID: OTI6D1]

Catalog Number: M04601


Overview

Product Name	Anti-PLOD2 Mouse Monoclonal Antibody [Clone ID: OTI6D1]
Reactive Species	Human, Mouse, Rat
Description	Boster Bio PLOD2 mouse monoclonal antibody, clone OTI6D1 (formerly 6D1). Catalog# M04601. Tested in IHC, WB. This antibody reacts with Human, Mouse, Rat.
Application	IHC, WB
Clonality	Monoclonal OTI6D1
Formulation	PBS (pH 7.3) containing 1% stabilizing protein, 50% glycerol and 0.02% sodium azide. This antibody is supplied in a stabilized formulation. Compatibility with conjugation reactions depends on the chemistry of the conjugation method used. For conjugation methods that are not compatible with the stabilizing components present in this formulation, a carrier-free antibody format is required.
Storage Instructions	Store at -20°C as received.
Host	Mouse
Uniprot ID	O00469

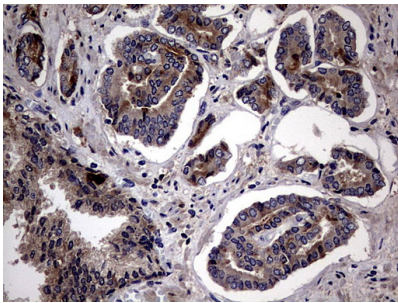
Technical Details

Immunogen	Human recombinant protein fragment corresponding to amino acids 359-640 of human PLOD2 (NP_891988) produced in E.coli.
Isotype	IgG1
Concentration	1 mg/ml
Purification	Purified from mouse ascites fluids or tissue culture supernatant by affinity chromatography (protein A/G)
Suggested Dilutions	WB 1:2000

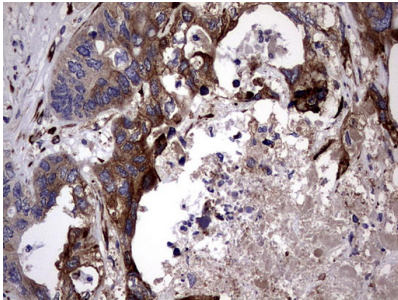
Anti-PLOD2 Mouse Monoclonal Antibody [Clone ID: OTI6D1] (M04601) Images



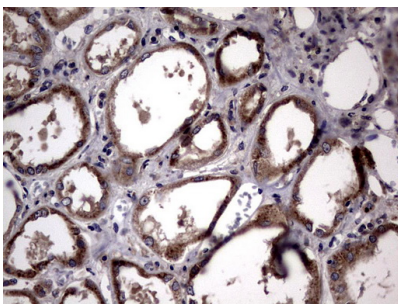
HEK293T cells were transfected with the pCMV6-ENTRY control (Left lane) or pCMV6-ENTRY PLOD2 (Right lane) cDNA for 48 hrs and lysed. Equivalent amounts of cell lysates (5 ug per lane) were separated by SDS-PAGE and immunoblotted with anti-PLOD2.



Immunohistochemical staining of paraffin-embedded Human prostate tissue within the normal limits using anti-PLOD2 mouse monoclonal antibody. (M04601) Dilution: 1:150



Immunohistochemical staining of paraffin-embedded Adenocarcinoma of Human colon tissue using anti-PLOD2 mouse monoclonal antibody. (M04601) Dilution: 1:150



Immunohistochemical staining of paraffin-embedded Human Kidney tissue within the normal limits using anti-PLOD2 mouse monoclonal antibody. (M04601) Dilution: 1:150

Submit a product review to Biocompare.com

Submit a review of this product to Biocompare.com to receive a \$20 Amazon.com giftcard! Your reviews help your fellow scientists make the right decisions. Thank you for your contribution.



For Research Use Only. Not for use in diagnostic procedures.