

Anti-Rab4 RAB4A Rabbit Monoclonal Antibody

Catalog Number: M04643-1

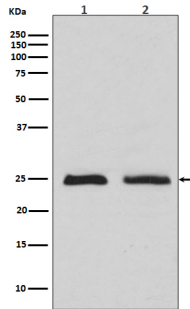
Overview

Product Name	Anti-Rab4 RAB4A Rabbit Monoclonal Antibody
Reactive Species	Human, Mouse, Rat
Description	Boster Bio Anti-Rab4 RAB4A Rabbit Monoclonal Antibody catalog # M04643-1. Tested in WB, ICC/IF, Flow Cytometry applications. This antibody reacts with Human, Mouse, Rat.
Application	Flow Cytometry, IF, ICC, WB
Clonality	Monoclonal CCI-18
Formulation	Rabbit IgG in stabilizing components, phosphate buffered saline, pH 7.4, 150mM NaCl, 0.02% sodium azide and 50% glycerol. *This antibody is supplied in a stabilized formulation. Compatibility with conjugation reactions depends on the chemistry of the conjugation method used. For conjugation methods that are not compatible with the stabilizing components present in this formulation, a carrier-free antibody format is required.
Storage Instructions	Store at -20°C for one year. For short term storage and frequent use, store at 4°C for up to one month. Avoid repeated freeze-thaw cycles.
Host	Rabbit
Uniprot ID	P20338

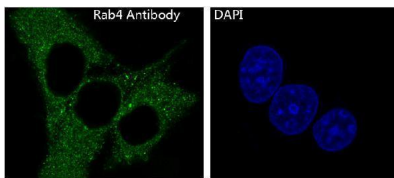
Technical Details

Immunogen	A synthesized peptide derived from human Rab4
Isotype	Rabbit IgG
Form	Liquid
Concentration	0.5mg/ml
Purification	Affinity-chromatography
Suggested Dilutions	WB 1:500-1:2000 ICC/IF 1:50-1:200 FC 1:50

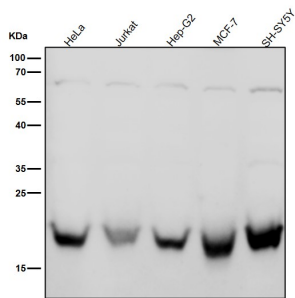
Anti-Rab4 RAB4A Rabbit Monoclonal Antibody (M04643-1) Images



Western blot analysis of Rab4 expression in (1)MCF7 cell lysates (2)HeLa cell lysate.



Immunofluorescent analysis of HeLa cells, using Rab4 Antibody .



All lanes use the Antibody at 1:2K dilution for 1 hour at room temperature.

Submit a product review to Biocompare.com

Submit a review of this product to Biocompare.com to receive a \$20 Amazon.com giftcard! Your reviews help your fellow scientists make the right decisions. Thank you for your contribution.



Anti-Rab4 RAB4A Rabbit Monoclonal Antibody

For Research Use Only. Not for use in diagnostic procedures.