

## Anti-Annexin A3 (ANXA3) Mouse Monoclonal Antibody [Clone ID: OTI2F3]

Catalog Number: M04796-1

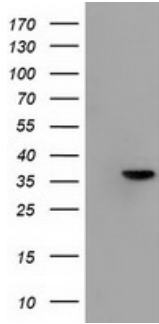
### Overview

Product Name	Anti-Annexin A3 (ANXA3) Mouse Monoclonal Antibody [Clone ID: OTI2F3]
Reactive Species	Human, Mouse, Rat
Description	Boster Bio ANXA3 (Annexin A3) mouse monoclonal antibody, clone OTI2F3 (formerly 2F3). Catalog# M04796-1. Tested in IF, IHC, WB. This antibody reacts with Human, Mouse, Rat.
Application	IF, IHC, WB
Clonality	Monoclonal OTI2F3
Formulation	PBS (pH 7.3) containing 1% stabilizing protein, 50% glycerol and 0.02% sodium azide. This antibody is supplied in a stabilized formulation. Compatibility with conjugation reactions depends on the chemistry of the conjugation method used. For conjugation methods that are not compatible with the stabilizing components present in this formulation, a carrier-free antibody format is required.
Storage Instructions	Store at -20°C as received.
Host	Mouse
Uniprot ID	P12429

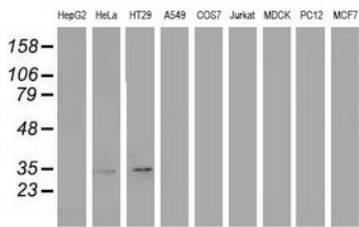
### Technical Details

Immunogen	Full length human recombinant protein of human ANXA3 (NP_005130) produced in HEK293T cell.
Isotype	IgG2a
Concentration	1 mg/ml
Purification	Purified from mouse ascites fluids or tissue culture supernatant by affinity chromatography (protein A/G)
Suggested Dilutions	WB 1:500~2000 IHC 1:150 IF 1:100

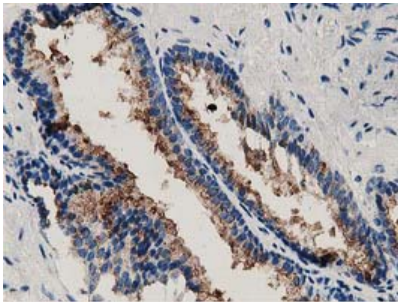
## Anti-Annexin A3 (ANXA3) Mouse Monoclonal Antibody [Clone ID: OTI2F3] (M04796-1) Images



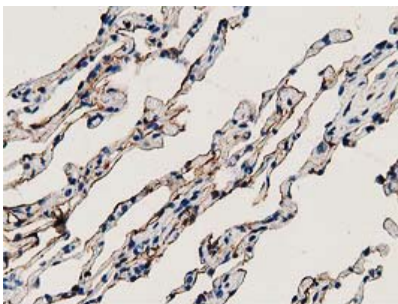
HEK293T cells were transfected with the pCMV6-ENTRY control (Left lane) or pCMV6-ENTRY ANXA3 (Right lane) cDNA for 48 hrs and lysed. Equivalent amounts of cell lysates (5 ug per lane) were separated by SDS-PAGE and immunoblotted with anti-ANXA3.



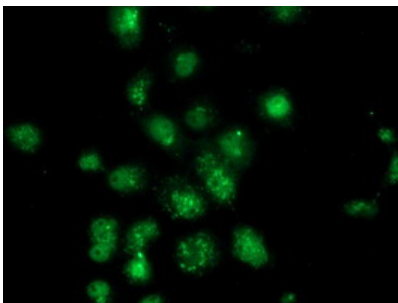
Western blot analysis of extracts (35ug) from 9 different cell lines by using anti-ANXA3 monoclonal antibody (HepG2: human; HeLa: human; SVT2: mouse; A549: human; COS7: monkey; Jurkat: human; MDCK: canine; PC12: rat; MCF7: human).



Immunohistochemical staining of paraffin-embedded Human prostate tissue within the normal limits using anti-ANXA3 mouse monoclonal antibody. (Heat-induced epitope retrieval by 10mM citric buffer)



Immunohistochemical staining of paraffin-embedded Human lung tissue within the normal limits using anti-ANXA3 mouse monoclonal antibody. (Heat-induced epitope retrieval by 10mM citric buffer)



Anti-ANXA3 mouse monoclonal antibody (M04796-1) immunofluorescent staining of COS7 cells transiently transfected by pCMV6-ENTRY ANXA3.

## Submit a product review to Biocompare.com

Submit a review of this product to Biocompare.com to receive a \$20 Amazon.com giftcard! Your reviews help your fellow scientists make the right decisions. Thank you for your contribution.



Anti-Annexin A3 (ANXA3) Mouse Monoclonal Antibody [Clone ID: OTI2F3]

For Research Use Only. Not for use in diagnostic procedures.