

Anti-MT (MCAT) Mouse Monoclonal Antibody [Clone ID: OTI2B7]

Catalog Number: M04806

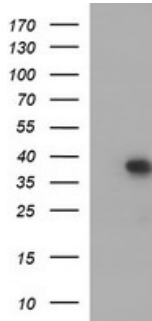
Overview

Product Name	Anti-MT (MCAT) Mouse Monoclonal Antibody [Clone ID: OTI2B7]
Reactive Species	Human
Description	Boster Bio MCAT mouse monoclonal antibody, clone OTI2B7 (formerly 2B7). Catalog# M04806. Tested in IF, WB. This antibody reacts with Human.
Application	IF, WB
Clonality	Monoclonal OTI2B7
Formulation	PBS (pH 7.3) containing 1% stabilizing protein, 50% glycerol and 0.02% sodium azide. This antibody is supplied in a stabilized formulation. Compatibility with conjugation reactions depends on the chemistry of the conjugation method used. For conjugation methods that are not compatible with the stabilizing components present in this formulation, a carrier-free antibody format is required.
Storage Instructions	Store at -20°C as received.
Host	Mouse
Uniprot ID	Q8IVS2

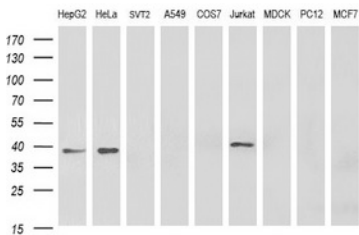
Technical Details

Immunogen	Full length human recombinant protein of human MCAT (NP_775738) produced in HEK293T cell.
Isotype	IgG2a
Concentration	1 mg/ml
Purification	Purified from mouse ascites fluids or tissue culture supernatant by affinity chromatography (protein A/G)
Suggested Dilutions	WB 1:1000 -1:4000 IF 1:100

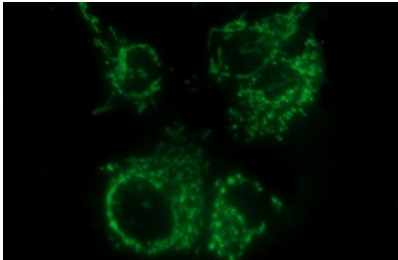
Anti-MT (MCAT) Mouse Monoclonal Antibody [Clone ID: OTI2B7] (M04806) Images



HEK293T cells were transfected with the pCMV6-ENTRY control (Left lane) or pCMV6-ENTRY MCAT (Right lane) cDNA for 48 hrs and lysed. Equivalent amounts of cell lysates (5 ug per lane) were separated by SDS-PAGE and immunoblotted with anti-MCAT.



Western blot analysis of extracts (35ug) from 9 different cell lines by using anti-MCAT monoclonal antibody at 1:400 dilution (HepG2: human; HeLa: human; SVT2: mouse; A549: human; COS7: monkey; Jurkat: human; MDCK: canine; PC12: rat; MCF7: human).



Immunofluorescent staining of COS7 cells transiently transfected by pCMV6-ENTRY MCAT using Anti-MCAT mouse monoclonal antibody (M04806) at 1:100 dilution.

Submit a product review to [Biocompare.com](https://www.biocompare.com)

Submit a review of this product to [Biocompare.com](https://www.biocompare.com) to receive a \$20 Amazon.com giftcard! Your reviews help your fellow scientists make the right decisions. Thank you for your contribution.



Anti-MT (MCAT) Mouse Monoclonal Antibody [Clone ID: OTI2B7]

For Research Use Only. Not for use in diagnostic procedures.