

Anti-Peroxiredoxin 4 Rabbit Monoclonal Antibody

Catalog Number: M05000-1

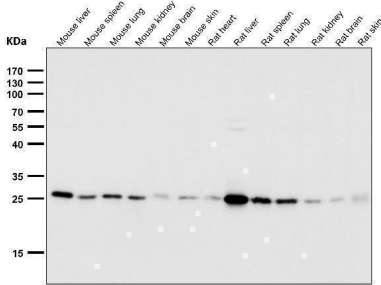
Overview

Product Name	Anti-Peroxiredoxin 4 Rabbit Monoclonal Antibody
Reactive Species	Human, Mouse, Rat
Description	Boster Bio Anti-Peroxiredoxin 4 Rabbit Monoclonal Antibody catalog # M05000-1. Tested in WB, IHC applications. This antibody reacts with Human, Mouse, Rat.
Application	IHC, WB
Clonality	Monoclonal 19P09
Formulation	Rabbit IgG in stabilizing components, phosphate buffered saline, pH 7.4, 150mM NaCl, 0.02% sodium azide and 50% glycerol. *This antibody is supplied in a stabilized formulation. Compatibility with conjugation reactions depends on the chemistry of the conjugation method used. For conjugation methods that are not compatible with the stabilizing components present in this formulation, a carrier-free antibody format is required.
Storage Instructions	Store at -20°C for one year. For short term storage and frequent use, store at 4°C for up to one month. Avoid repeated freeze-thaw cycles.
Host	Rabbit
Uniprot ID	Q13162

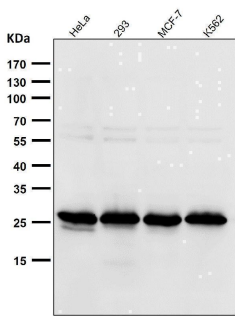
Technical Details

Immunogen	A synthesized peptide derived from human Peroxiredoxin 4
Isotype	IgG
Form	Liquid
Concentration	0.5mg/ml
Purification	Affinity-chromatography
Suggested Dilutions	WB 1:500-2000 IHC 1:50-200

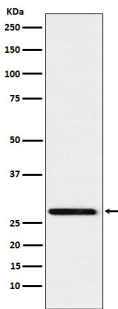
Anti-Peroxiredoxin 4 Rabbit Monoclonal Antibody (M05000-1) Images



All lanes use the Antibody at 1:1W dilution for 1 hour at room temperature.



All lanes use the Antibody at 1:1W dilution for 1 hour at room temperature.



Western blot analysis of Peroxiredoxin 4 expression in HeLa cell lysate.

Submit a product review to [Biocompare.com](https://www.biocompare.com)

Submit a review of this product to [Biocompare.com](https://www.biocompare.com) to receive a \$20 Amazon.com giftcard! Your reviews help your fellow scientists make the right decisions. Thank you for your contribution.



Anti-Peroxiredoxin 4 Rabbit Monoclonal Antibody

For Research Use Only. Not for use in diagnostic procedures.