

Anti-CD168 HMMR Rabbit Monoclonal Antibody

Catalog Number: M05056

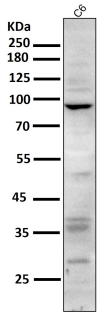
Overview

Product Name	Anti-CD168 HMMR Rabbit Monoclonal Antibody
Reactive Species	Human, Mouse, Rat
Description	Boster Bio Anti-CD168 HMMR Rabbit Monoclonal Antibody catalog # M05056. Tested in WB, IHC, IP applications. This antibody reacts with Human, Mouse, Rat.
Application	IP, IHC, WB
Clonality	Monoclonal FFA-8
Formulation	Rabbit IgG in stabilizing components, phosphate buffered saline, pH 7.4, 150mM NaCl, 0.02% sodium azide and 50% glycerol. *This antibody is supplied in a stabilized formulation. Compatibility with conjugation reactions depends on the chemistry of the conjugation method used. For conjugation methods that are not compatible with the stabilizing components present in this formulation, a carrier-free antibody format is required.
Storage Instructions	Store at -20°C for one year. For short term storage and frequent use, store at 4°C for up to one month. Avoid repeated freeze-thaw cycles.
Host	Rabbit
Uniprot ID	O75330

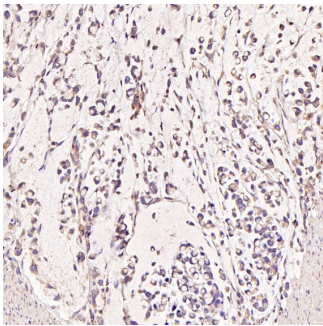
Technical Details

Immunogen	A synthesized peptide derived from human CD168
Isotype	Rabbit IgG
Form	Liquid
Concentration	0.5mg/ml
Purification	Affinity-chromatography
Suggested Dilutions	WB 1:500-2000 IHC 1:50-200 IP 1:20

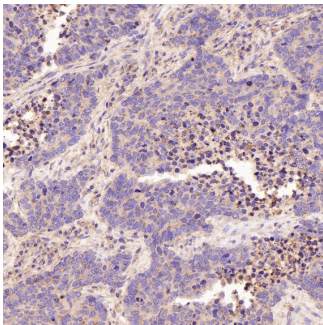
Anti-CD168 HMMR Rabbit Monoclonal Antibody (M05056) Images




All lanes use the Antibody at 1:1K dilution for 1 hour at room temperature.



Immunohistochemical analysis of paraffin-embedded Human stomach cancer, using the Antibody at 1:50 dilution.

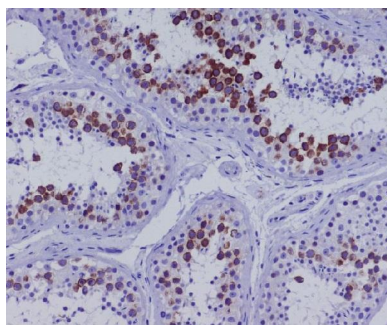
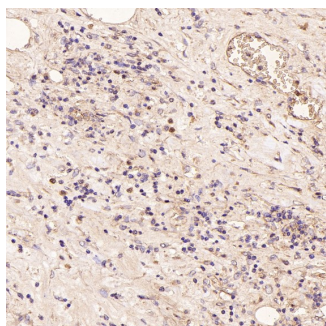


Immunohistochemical analysis of paraffin-embedded Human lung large cell cancer, using the Antibody at 1:50 dilution.



Western blot analysis of CD168 expression in LnCaP cell lysate.

Immunohistochemical analysis of paraffin-embedded Human Hodgkin's lymphoma, using the Antibody at 1:50 dilution.



Immunohistochemical analysis of paraffin-embedded human testis, using CD168 Antibody.

1 Publications Citing This Product

1. PubMed ID: 23926537, RHAMM Expression in the Rat Endometrium during the Estrous Cycle and following Implantation

Visit bosterbio.com/anti-cd168-rabbit-monoclonal-antibody-m05056-boster.html to see all 1 publications.

Submit a product review to Biocompare.com

Submit a review of this product to Biocompare.com to receive a \$20 Amazon.com giftcard! Your reviews help your fellow scientists make the right decisions. Thank you for your contribution.



Anti-CD168 HMMR Rabbit Monoclonal Antibody

For Research Use Only. Not for use in diagnostic procedures.