

## Anti-Proteasome subunit beta type 4 (PSMB4) Mouse Monoclonal Antibody [Clone ID: OTI5B5]

Catalog Number: M05105

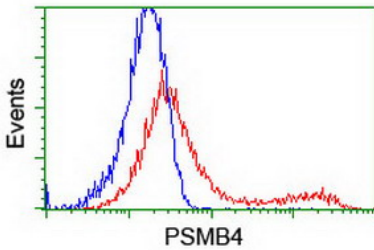
### Overview

Product Name	Anti-Proteasome subunit beta type 4 (PSMB4) Mouse Monoclonal Antibody [Clone ID: OTI5B5]
Reactive Species	Human, Mouse, Rat
Description	Boster Bio PSMB4 (Proteasome subunit beta type 4 ) mouse monoclonal antibody, clone OTI5B5 (formerly 5B5). Catalog# M05105. Tested in FC, IF, WB. This antibody reacts with Human, Mouse, Rat.
Conjugate	Unconjugated
Application	Flow Cytometry, IF, WB
Clonality	Monoclonal OTI5B5
Formulation	PBS (pH 7.3) containing 1% stabilizing protein, 50% glycerol and 0.02% sodium azide. This antibody is supplied in a stabilized formulation. Compatibility with conjugation reactions depends on the chemistry of the conjugation method used. For conjugation methods that are not compatible with the stabilizing components present in this formulation, a carrier-free antibody format is required.
Storage Instructions	Store at -20°C as received.
Host	Mouse
Uniprot ID	P28070

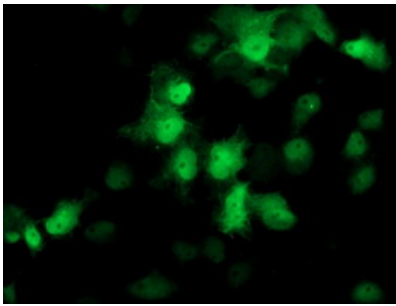
### Technical Details

Immunogen	Full length human recombinant protein of human PSMB4 (NP_002787) produced in HEK293T cell.
Isotype	IgG1
Concentration	0.54 mg/ml
Purification	Purified from mouse ascites fluids or tissue culture supernatant by affinity chromatography (protein A/G)
Suggested Dilutions	WB: 1:2000 IF: 1:100 Flow cytometry: 1:100

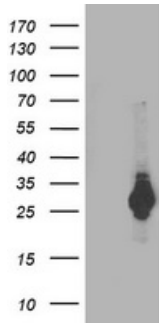
## Anti-Proteasome subunit beta type 4 (PSMB4) Mouse Monoclonal Antibody [Clone ID: OTI5B5] (M05105) Images



HEK293T cells transfected with either PSMB4 (Myc-DDK-tagged) overexpress plasmid (Red) or empty vector control plasmid (Blue) were immunostained by anti-PSMB4 antibody (M05105)



Anti-PSMB4 mouse monoclonal antibody (M05105) immunofluorescent staining of COS7 cells transiently transfected by pCMV6-ENTRY PSMB4.



HEK293T cells were transfected with the pCMV6-ENTRY control (Left lane) or pCMV6-ENTRY PSMB4 (Right lane) cDNA for 48 hrs and lysed. Equivalent amounts of cell lysates (5 ug per lane) were separated by SDS-PAGE and immunoblotted with anti-PSMB4.

### Submit a product review to [Biocompare.com](https://www.biocompare.com)

Submit a review of this product to [Biocompare.com](https://www.biocompare.com) to receive a \$20 Amazon.com giftcard! Your reviews help your fellow scientists make the right decisions. Thank you for your contribution.



Anti-Proteasome subunit beta type 4 (PSMB4) Mouse Monoclonal Antibody [Clone ID: OTI5B5]

For Research Use Only. Not for use in diagnostic procedures.