

Anti-Syntaxin 4 Rabbit Monoclonal Antibody

Catalog Number: M05345

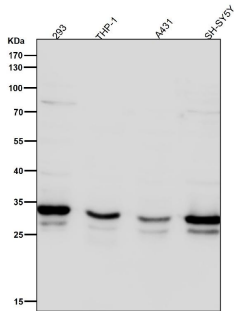
Overview

Product Name	Anti-Syntaxin 4 Rabbit Monoclonal Antibody
Reactive Species	Human, Mouse, Rat
Description	Boster Bio Anti-Syntaxin 4 Rabbit Monoclonal Antibody catalog # M05345. Tested in WB application. This antibody reacts with Human, Mouse, Rat.
Application	WB
Clonality	Monoclonal 21S16
Formulation	Rabbit IgG in phosphate buffered saline, pH 7.4, 150mM NaCl, 0.02% sodium azide and 50% glycerol, 0.4-0.5mg/ml BSA.
Storage Instructions	Store at -20°C for one year. For short term storage and frequent use, store at 4°C for up to one month. Avoid repeated freeze-thaw cycles.
Host	Rabbit
Uniprot ID	Q12846

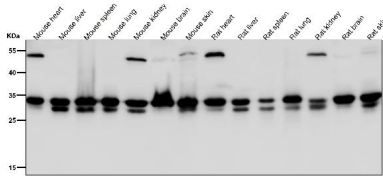
Technical Details

Immunogen	A synthesized peptide derived from human Syntaxin 4
Isotype	IgG
Form	Liquid
Concentration	Actual concentration vary by lot. Use suggested dilution ratio to decide dilution procedure.
Purification	Affinity-chromatography
Suggested Dilutions	WB 1:500-1:2000

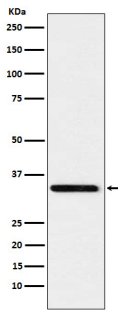
Anti-Syntaxin 4 Rabbit Monoclonal Antibody (M05345) Images



All lanes use the Antibody at 1:6K dilution for 1 hour at room temperature.



All lanes use the Antibody at 1:6K dilution for 1 hour at room temperature.



Western blot analysis of Syntaxin 4 expression in A431 cell lysate.

Submit a product review to Biocompare.com

Submit a review of this product to Biocompare.com to receive a \$20 Amazon.com giftcard! Your reviews help your fellow scientists make the right decisions. Thank you for your contribution.



Anti-Syntaxin 4 Rabbit Monoclonal Antibody