

Anti-MARK3 Mouse Monoclonal Antibody [Clone ID: OTI2G8]

Catalog Number: M05355

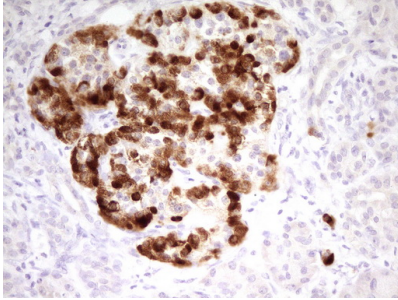
Overview

Product Name	Anti-MARK3 Mouse Monoclonal Antibody [Clone ID: OTI2G8]
Reactive Species	Human, Mouse, Rat
Description	Boster Bio MARK3 mouse monoclonal antibody, clone OTI2G8 (formerly 2G8). Catalog# M05355. Tested in IHC, WB. This antibody reacts with Human, Mouse, Rat.
Conjugate	Unconjugated
Application	IHC, WB
Clonality	Monoclonal OTI2G8
Formulation	PBS (pH 7.3) containing 1% stabilizing protein, 50% glycerol and 0.02% sodium azide. This antibody is supplied in a stabilized formulation. Compatibility with conjugation reactions depends on the chemistry of the conjugation method used. For conjugation methods that are not compatible with the stabilizing components present in this formulation, a carrier-free antibody format is required.
Storage Instructions	Store at -20°C for one year. For short term storage and frequent use, store at 4°C for up to one month. Avoid repeated freeze-thaw cycles.
Host	Mouse
Uniprot ID	P27448


Technical Details

Immunogen	Human recombinant protein fragment corresponding to amino acids 473-729 of human MARK3 (NP_002367) produced in E.coli.
Isotype	IgG1
Concentration	1 mg/ml
Purification	Purified from mouse ascites fluids or tissue culture supernatant by affinity chromatography (protein A/G)
Suggested Dilutions	WB 1:2000 IHC 1:150

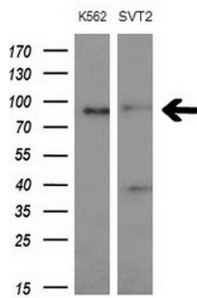
Anti-MARK3 Mouse Monoclonal Antibody [Clone ID: OTI2G8] (M05355) Images



Immunohistochemical staining of paraffin-embedded Human pancreas tissue within the normal limits using anti-MARK3 mouse monoclonal antibody. (Heat-induced epitope retrieval by 1 mM EDTA in 10mM Tris)



HEK293T cells were transfected with the pCMV6-ENTRY control (Left lane) or pCMV6-ENTRY MARK3 (Right lane) cDNA for 48 hrs and lysed. Equivalent amounts of cell lysates (5 ug per lane) were separated by SDS-PAGE and immunoblotted with anti-MARK3.



Western blot analysis of extracts (10ug) from 2 different cell lines by using anti-MARK3 monoclonal antibody at 1:200 dilution.

Submit a product review to Biocompare.com

Submit a review of this product to Biocompare.com to receive a \$20 Amazon.com giftcard! Your reviews help your fellow scientists make the right decisions. Thank you for your contribution.



Anti-MARK3 Mouse Monoclonal Antibody [Clone ID: OTI2G8]

For Research Use Only. Not for use in diagnostic procedures.