

## Anti-LHX4 Mouse Monoclonal Antibody [Clone ID: OTI1C7]

Catalog Number: M05503

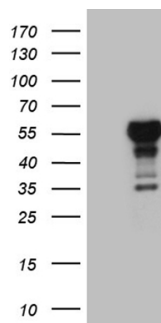
### Overview

Product Name	Anti-LHX4 Mouse Monoclonal Antibody [Clone ID: OTI1C7]
Reactive Species	Human, Mouse, Rat
Description	Boster Bio LHX4 mouse monoclonal antibody, clone OTI1C7. Catalog# M05503. Tested in IHC, WB. This antibody reacts with Human, Mouse, Rat.
Application	IHC, WB
Clonality	Monoclonal OTI1C7
Formulation	PBS (pH 7.3) containing 1% stabilizing protein, 50% glycerol and 0.02% sodium azide. This antibody is supplied in a stabilized formulation. Compatibility with conjugation reactions depends on the chemistry of the conjugation method used. For conjugation methods that are not compatible with the stabilizing components present in this formulation, a carrier-free antibody format is required.
Storage Instructions	Store at -20°C as received.
Host	Mouse
Uniprot ID	Q969G2

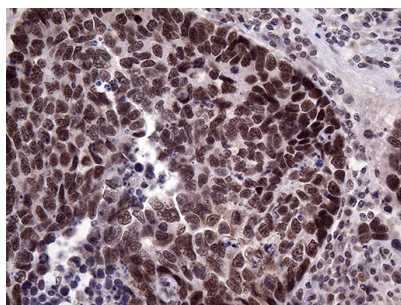
### Technical Details

Immunogen	Human recombinant protein fragment corresponding to amino acids 1-260 of human LHX4 (NP_203129) produced in E.coli.
Isotype	IgG1
Concentration	1 mg/ml
Purification	Purified from mouse ascites fluids or tissue culture supernatant by affinity chromatography (protein A/G)
Suggested Dilutions	WB 1:2000 IHC 1:150

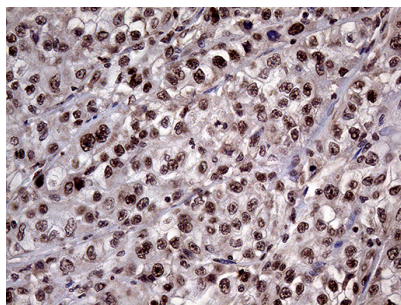
## Anti-LHX4 Mouse Monoclonal Antibody [Clone ID: OT11C7] (M05503) Images



HEK293T cells were transfected with the pCMV6-ENTRY control (Left lane) or pCMV6-ENTRY LHX4 (Right lane) cDNA for 48 hrs and lysed. Equivalent amounts of cell lysates (5 ug per lane) were separated by SDS-PAGE and immunoblotted with anti-LHX4 (1:2000).



Immunohistochemical staining of paraffin-embedded Carcinoma of Human lung tissue using anti-LHX4 mouse monoclonal antibody. (Heat-induced epitope retrieval by 1mM EDTA in 10mM Tris buffer (pH8.5) at 120Å°C for 3min)



Immunohistochemical staining of paraffin-embedded Carcinoma of Human kidney tissue using anti-LHX4 mouse monoclonal antibody. (Heat-induced epitope retrieval by 1mM EDTA in 10mM Tris buffer (pH8.5) at 120Å°C for 3min)

### Submit a product review to Biocompare.com

Submit a review of this product to Biocompare.com to receive a \$20 Amazon.com giftcard! Your reviews help your fellow scientists make the right decisions. Thank you for your contribution.



Anti-LHX4 Mouse Monoclonal Antibody [Clone ID: OT11C7]

For Research Use Only. Not for use in diagnostic procedures.