

Anti-STAB1 Reference Antibody (bexmarilimab)

Catalog Number: M05505

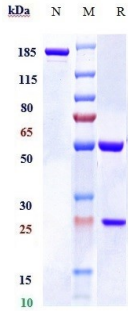
Overview

Product Name	Anti-STAB1 Reference Antibody (bexmarilimab)
Reactive Species	Human
Description	Boster Bio Anti-STAB1 Reference Antibody (bexmarilimab) (Catalog # M05505). Tested in Flow Cytometry, ELISA, FTA. This antibody reacts with Human. Endotoxin: < 0.886EU/ug,determined by LAL method. Expression system: CHO Cell
Application	ELISA, Flow Cytometry, Functional Assay, Kinetics
Clonality	Monoclonal
Formulation	Purified monoclonal antibody supplied in PBS, pH6.0, without preservative.This antibody is purified through a protein A column.
Storage Instructions	Maintain refrigerated at 2-8°C for up to 2 weeks. For long-term storage, aliquot and store at -20°C to avoid repeated freeze-thaw cycles.
Uniprot ID	Q9NY15

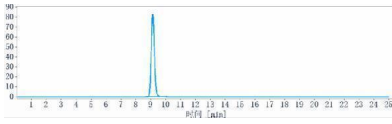
Technical Details

Isotype	IgG4
Form	Liquid

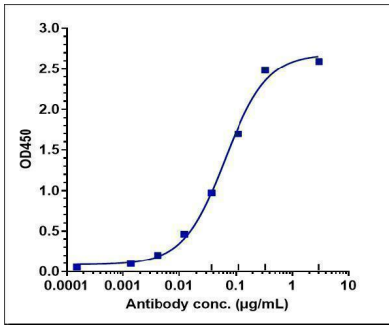
Anti-STAB1 Reference Antibody (bexmarilimab) (M05505) Images



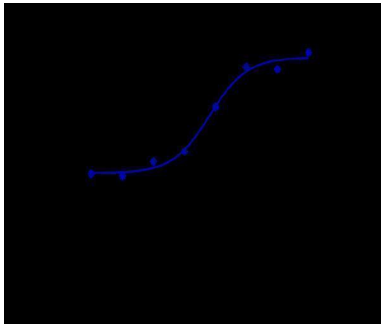
Anti-STAB1 Reference Antibody (bexmarilimab) on SDS-PAGE under reducing (R) condition. The gel was stained with Coomassie Blue. The purity of the protein is greater than 95%



The purity of Anti-STAB1 Reference Antibody (bexmarilimab) is more than 100%



Immobilized human STAB His at 2 µg/mL can bind Anti-STAB1 Reference Antibody (bexmarilimab)



Human STAB A4 HEK293 cells were stained with Anti-STAB1 Reference Antibody (bexmarilimab) and negative control protein respectively

Submit a product review to [Biocompare.com](https://www.biocompare.com)

Submit a review of this product to [Biocompare.com](https://www.biocompare.com) to receive a \$20 Amazon.com giftcard! Your reviews help your fellow scientists make the right decisions. Thank you for your contribution.



Anti-STAB1 Reference Antibody (bexmarilimab)

For Research Use Only. Not for use in diagnostic procedures.