

Anti-RASD2 Mouse Monoclonal Antibody [Clone ID: OTI1A12]

Catalog Number: M06806-1

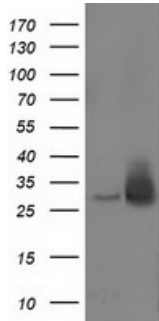
Overview

Product Name	Anti-RASD2 Mouse Monoclonal Antibody [Clone ID: OTI1A12]
Reactive Species	Human, Mouse, Rat
Description	Boster Bio RASD2 mouse monoclonal antibody, clone OTI1A12 (formerly 1A12). Catalog# M06806-1. Tested in FC, IF, WB. This antibody reacts with Human, Mouse, Rat.
Application	Flow Cytometry, IF, WB
Clonality	Monoclonal OTI1A12
Formulation	PBS (pH 7.3) containing 1% stabilizing protein, 50% glycerol and 0.02% sodium azide. This antibody is supplied in a stabilized formulation. Compatibility with conjugation reactions depends on the chemistry of the conjugation method used. For conjugation methods that are not compatible with the stabilizing components present in this formulation, a carrier-free antibody format is required.
Storage Instructions	Store at -20°C as received.
Host	Mouse
Uniprot ID	Q96D21

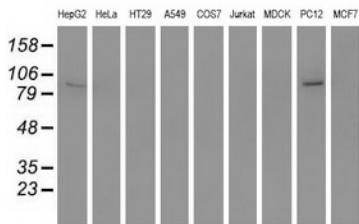
Technical Details

Immunogen	Full length human recombinant protein of human RASD2 (NP_055125) produced in HEK293T cell.
Isotype	IgG2a
Concentration	0.57 mg/ml
Purification	Purified from mouse ascites fluids or tissue culture supernatant by affinity chromatography (protein A/G)
Suggested Dilutions	WB 1:500~2000 IF 1:100 Flow Cytometry: 1:100

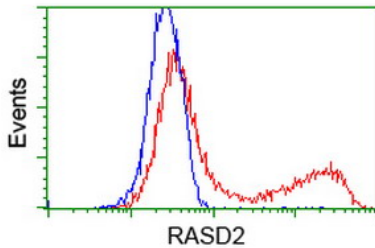
Anti-RASD2 Mouse Monoclonal Antibody [Clone ID: OTI1A12] (M06806-1) Images



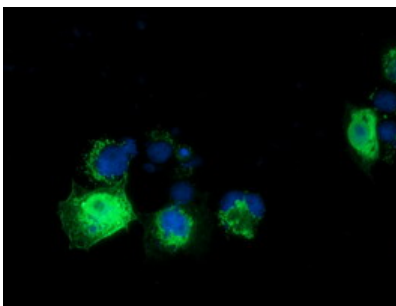
HEK293T cells were transfected with the pCMV6-ENTRY control (Left lane) or pCMV6-ENTRY RASD2 (Right lane) cDNA for 48 hrs and lysed. Equivalent amounts of cell lysates (5 ug per lane) were separated by SDS-PAGE and immunoblotted with anti-RASD2.



Western blot analysis of extracts (35ug) from 9 different cell lines by using anti-RASD2 monoclonal antibody.



HEK293T cells transfected with either RASD2 (Myc-DDK-tagged) overexpress plasmid (Red) or empty vector control plasmid (Blue) were immunostained by anti-RASD2 antibody (M06806-1)



Anti-RASD2 mouse monoclonal antibody (M06806-1) immunofluorescent staining of COS7 cells transiently transfected by pCMV6-ENTRY RASD2.

Submit a product review to [Biocompare.com](https://www.biocompare.com)

Submit a review of this product to [Biocompare.com](https://www.biocompare.com) to receive a \$20 Amazon.com giftcard! Your reviews help your fellow scientists make the right decisions. Thank you for your contribution.



Anti-RASD2 Mouse Monoclonal Antibody [Clone ID: OTI1A12]

For Research Use Only. Not for use in diagnostic procedures.