

Anti-Monomethyl-Histone H3 (Lys79) H3F3A Rabbit Monoclonal Antibody, Clone#RM147

Catalog Number: M06819-10

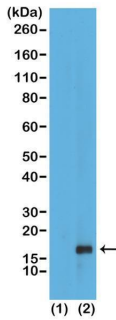
Overview

Product Name	Anti-Monomethyl-Histone H3 (Lys79) H3F3A Rabbit Monoclonal Antibody, Clone#RM147
Reactive Species	Human, Vertebrates
Description	Boster Bio Anti-Monomethyl-Histone H3 (Lys79) H3F3A Rabbit Monoclonal Antibody, Clone#RM147 (Catalog # M06819-10). Tested in WB, ChIP, ELISA, Luminex applications. This antibody reacts with Human, Vertebrates.
Application	ChIP, ELISA, WB, Luminex
Clonality	Monoclonal RM147
Formulation	50% Glycerol/PBS with 1% stabilizing protein and 0.09% sodium azide This antibody is supplied in a stabilized formulation. Compatibility with conjugation reactions depends on the chemistry of the conjugation method used. For conjugation methods that are not compatible with the stabilizing components present in this formulation, a carrier-free antibody format is required.
Storage Instructions	Store at -20°C for one year. Avoid repeated freeze-thaw cycles.
Host	Rabbit
Uniprot ID	P84243


Technical Details

Immunogen	A monomethyl-peptide corresponding to Monomethyl-Histone H3 (Lys79)
Cross Reactivity	This antibody reacts to Histone H3 monomethylated at Lysine 79 (K79me1). No cross-reactivity with dimethylated Lysine 79 (K79me2) or trimethylated Lysine 79 (K79me3), or other methylations in histone H3.
Isotype	Rabbit IgG
Form	Liquid
Concentration	1 mg/mL
Purification	Protein A affinity purified from an animal origin-free culture supernatant
Suggested Dilutions	WB: 0.2 ug/mL - 1 ug/mL ChIP: 2 ug/mL - 10 ug/mL ELISA: 0.2 ug/mL - 1 ug/mL Luminex: 0.1 ug/mL - 0.5 ug/mL.

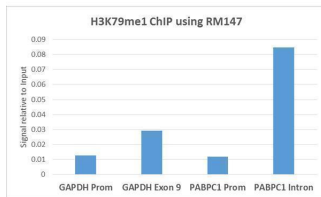
Anti-Monomethyl-Histone H3 (Lys79) H3F3A Rabbit Monoclonal Antibody, Clone#RM147 (M06819-10) Images



Western Blotting result Western Blot of recombinant histone H3.3 (1) and acid extracts of HeLa cells (2), using RM147 at 0.5 ug/mL, showed a band of histone H3 monomethylated at Lysine 79 (K79me1) in HeLa cells.



Specificity Test result RM147 specifically reacts to Histone H3 monomethylated at Lysine 79 (K79me1). No cross reactivity with dimethylated Lysine 79 (K79me2) or trimethylated Lysine 79 (K79me3), or other methylations in histone H3.



ChIP result ChIP performed on HeLa cells using H3K79me1 antibody (RM147, 5ug). Real-time PCR was performed using primers specific to the gene indicated.

Submit a product review to Biocompare.com

Submit a review of this product to Biocompare.com to receive a \$20 Amazon.com giftcard! Your reviews help your fellow scientists make the right decisions. Thank you for your contribution.



Anti-Monomethyl-Histone H3 (Lys79) H3F3A Rabbit Monoclonal Antibody, Clone#RM147

For Research Use Only. Not for use in diagnostic procedures.