

Anti-Acetyl-Histone H3 (Lys27) H3F3A Rabbit Monoclonal Antibody, Clone#RM172

Catalog Number: M06819-13

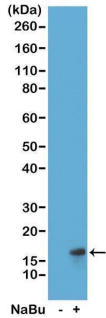
Overview

Product Name	Anti-Acetyl-Histone H3 (Lys27) H3F3A Rabbit Monoclonal Antibody, Clone#RM172
Reactive Species	Human, Vertebrates
Description	Boster Bio Anti-Acetyl-Histone H3 (Lys27) H3F3A Rabbit Monoclonal Antibody, Clone#RM172 (Catalog # M06819-13). Tested in WB, ICC, ELISA, Luminex applications. This antibody reacts with Human, Vertebrates.
Application	ELISA, ICC, WB, Luminex
Clonality	Monoclonal RM172
Formulation	50% Glycerol/PBS with 1% stabilizing protein and 0.09% sodium azide This antibody is supplied in a stabilized formulation. Compatibility with conjugation reactions depends on the chemistry of the conjugation method used. For conjugation methods that are not compatible with the stabilizing components present in this formulation, a carrier-free antibody format is required.
Storage Instructions	Store at -20°C for one year. Avoid repeated freeze-thaw cycles.
Host	Rabbit
Uniprot ID	P84243

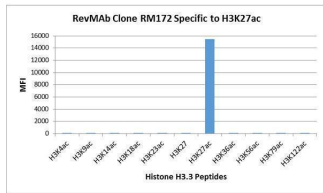
Technical Details

Immunogen	An acetyl-peptide corresponding to the Acetyl-Histone H3 (Lys27)
Cross Reactivity	This antibody reacts to Histone H3 acetylated at Lysine 27 (K27ac). No cross-reactivity with other acetylated Lysines in histone H3.
Isotype	Rabbit IgG
Form	Liquid
Concentration	1 mg/mL
Purification	Protein A affinity purified from an animal origin-free culture supernatant
Suggested Dilutions	WB: 0.5 ug/mL - 2 ug/mL ICC: 0.5 ug/mL - 2 ug/mL ELISA: 0.2 ug/mL - 1 ug/mL Luminex: 0.1 ug/mL - 0.5 ug/mL.

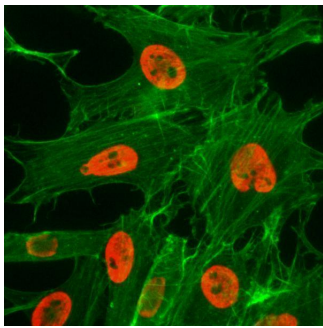
Anti-Acetyl-Histone H3 (Lys27) H3F3A Rabbit Monoclonal Antibody, Clone#RM172 (M06819-13) Images



Western Blotting result Western Blot of acid extracts from HeLa cells untreated (-) or treated (+) with sodium butyrate, using RM172 at 1 ug/mL, showed a band of histone H3 acetylated at Lysine 27 in treated HeLa.



Specificity Test result RM172 specifically reacts to Histone H3 acetylated at Lysine 27 (K27ac). No cross reactivity with acetylated Lysine 4 (K4ac), Lysine 9 (K9ac), Lysine 14 (K14ac), Lysine 18 (K18ac), Lysine 23 (K23ac), Lysine 36 (K36ac), Lysine 56 (K56ac), lysine 79 (K79ac), or Lysine 122 (K122) in histone H3



ICC result Immunocytochemistry of HeLa cells treated with sodium butyrate, using Acetyl-Histone H3 (Lys27) Rabbit mAb RM172 (red). Actin filaments have been labeled with fluorescein phalloidin (green).

Submit a product review to [Biocompare.com](https://www.biocompare.com)

Submit a review of this product to [Biocompare.com](https://www.biocompare.com) to receive a \$20 Amazon.com giftcard! Your reviews help your fellow scientists make the right decisions. Thank you for your contribution.



Anti-Acetyl-Histone H3 (Lys27) H3F3A Rabbit Monoclonal Antibody, Clone#RM172

For Research Use Only. Not for use in diagnostic procedures.