

Anti-DCXR Mouse Monoclonal Antibody [Clone ID: OTI4D11]

Catalog Number: M07170

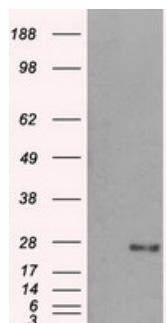
Overview

Product Name	Anti-DCXR Mouse Monoclonal Antibody [Clone ID: OTI4D11]
Reactive Species	Human
Description	Boster Bio Anti-DCXR mouse monoclonal antibody, clone OTI4D11 (formerly 4D11). Catalog# M07170. Tested in FC, IF, IHC, WB. This antibody reacts with Human.
Application	Flow Cytometry, IF, IHC, WB
Clonality	Monoclonal OTI4D11
Formulation	PBS (pH 7.3) containing 1% stabilizing protein, 50% glycerol and 0.02% sodium azide. This antibody is supplied in a stabilized formulation. Compatibility with conjugation reactions depends on the chemistry of the conjugation method used. For conjugation methods that are not compatible with the stabilizing components present in this formulation, a carrier-free antibody format is required.
Storage Instructions	Store at -20°C as received.
Host	Mouse
Uniprot ID	Q7Z4W1

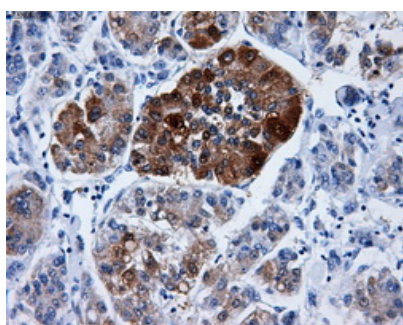
Technical Details

Immunogen	Full length human recombinant protein of human DCXR (NP_057370) produced in HEK293T cell.
Isotype	IgG1
Concentration	0.53 mg/ml
Purification	Purified from mouse ascites fluids or tissue culture supernatant by affinity chromatography (protein A/G)
Suggested Dilutions	WB 1:500 IHC 1:50 IF 1:100 Flow Cytometry 1:100

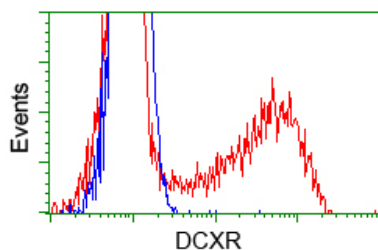
Anti-DCXR Mouse Monoclonal Antibody [Clone ID: OTI4D11] (M07170) Images



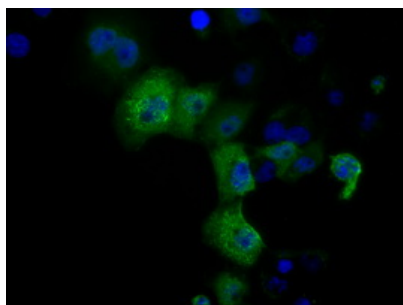
HEK293T cells were transfected with the pCMV6-ENTRY control (Left lane) or pCMV6-ENTRY DCXR (Right lane) cDNA for 48 hrs and lysed. Equivalent amounts of cell lysates (5 ug per lane) were separated by SDS-PAGE and immunoblotted with anti-DCXR.



Immunohistochemical staining of paraffin-embedded Carcinoma of liver tissue using anti-DCXR mouse monoclonal antibody. (Heat-induced epitope retrieval by 10mM citric buffer)



HEK293T cells transfected with either pCMV6-ENTRY DCXR (Red) or empty vector control plasmid (Blue) were immunostained with anti-DCXR mouse monoclonal (M07170)



Anti-DCXR mouse monoclonal antibody (M07170) immunofluorescent staining of COS7 cells transiently transfected by pCMV6-ENTRY DCXR.

Submit a product review to Biocompare.com

Submit a review of this product to Biocompare.com to receive a \$20 Amazon.com giftcard! Your reviews help your fellow scientists make the right decisions. Thank you for your contribution.



For Research Use Only. Not for use in diagnostic procedures.