

Anti-CLEC4C Reference Antibody (BIIB059)

Catalog Number: M07313

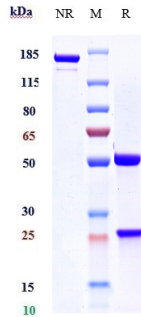
Overview

Product Name	Anti-CLEC4C Reference Antibody (BIIB059)
Reactive Species	Cynomolgus monkey, Human
Description	Boster Bio Anti-CLEC4C Reference Antibody (BIIB059) (Catalog # M07313). Tested in Flow Cytometry, ELISA, FTA. This antibody reacts with Cynomolgus monkey, Human. Endotoxin: < 0.919EU/ug,determined by LAL method. Expression system: CHO Cell
Application	ELISA, Flow Cytometry, Functional Assay, Kinetics
Clonality	Monoclonal
Formulation	Purified monoclonal antibody supplied in PBS, pH6.0, without preservative.This antibody is purified through a protein A column.
Storage Instructions	Maintain refrigerated at 2-8°C for up to 2 weeks. For long-term storage, aliquot and store at -20°C to avoid repeated freeze-thaw cycles.
Uniprot ID	Q8WTT0

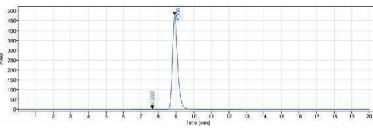
Technical Details

Isotype	IgG1
Form	Liquid

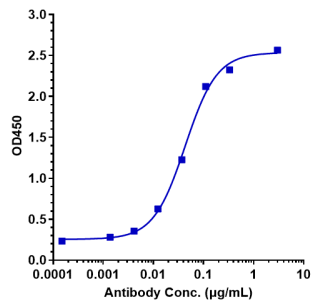
Anti-CLEC4C Reference Antibody (BIIB059) (M07313) Images



Anti-CLEC4C Reference Antibody (BIIB059) on SDS-PAGE under reducing (R) condition. The gel was stained with Coomassie Blue. The purity of the protein is greater than 95%



The purity of Anti-CLEC4C Reference Antibody (BIIB059) is more than 99.42%



Immobilized Ma CLEC4C His at 2 µg/mL can bind Anti-CLEC4C Reference Antibody (BIIB059)

Submit a product review to Biocompare.com

Submit a review of this product to Biocompare.com to receive a \$20 Amazon.com giftcard! Your reviews help your fellow scientists make the right decisions. Thank you for your contribution.



Anti-CLEC4C Reference Antibody (BIIB059)

For Research Use Only. Not for use in diagnostic procedures.