

Anti-UBL4A Mouse Monoclonal Antibody [Clone ID: OTI1D4]

Catalog Number: M07314


Overview

Product Name	Anti-UBL4A Mouse Monoclonal Antibody [Clone ID: OTI1D4]
Reactive Species	Human, Mouse, Rat
Description	Boster Bio UBL4A mouse monoclonal antibody, clone OTI1D4 (formerly 1D4). Catalog# M07314. Tested in IF, IHC, WB. This antibody reacts with Human, Mouse, Rat.
Application	IF, IHC, WB
Clonality	Monoclonal OTI1D4
Formulation	PBS (pH 7.3) containing 1% stabilizing protein, 50% glycerol and 0.02% sodium azide. This antibody is supplied in a stabilized formulation. Compatibility with conjugation reactions depends on the chemistry of the conjugation method used. For conjugation methods that are not compatible with the stabilizing components present in this formulation, a carrier-free antibody format is required.
Storage Instructions	Store at -20°C as received.
Host	Mouse
Uniprot ID	P11441

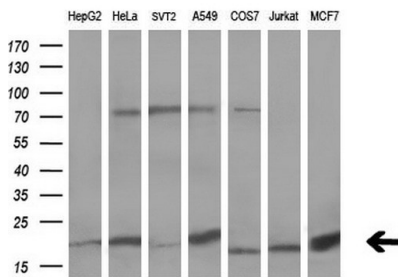
Technical Details

Immunogen	Full length human recombinant protein of human UBL4A (NP_055050) produced in E.coli.
Isotype	IgG1
Concentration	0.52 mg/ml
Purification	Purified from mouse ascites fluids or tissue culture supernatant by affinity chromatography (protein A/G)
Suggested Dilutions	WB: 1:200 - 1:1000 IHC 1:150 IF 1:100

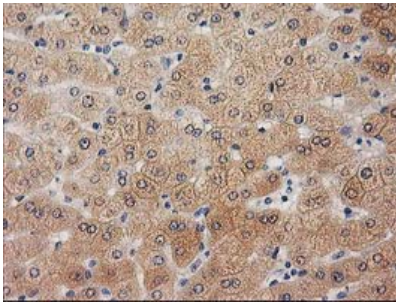
Anti-UBL4A Mouse Monoclonal Antibody [Clone ID: OTI1D4] (M07314) Images



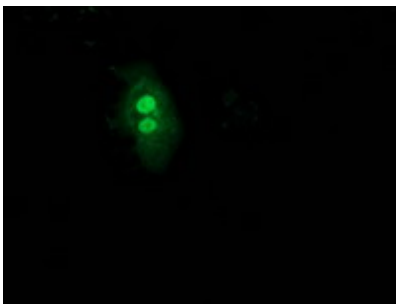
HEK293T cells were transfected with the pCMV6-ENTRY control (Left lane) or pCMV6-ENTRY UBL4A (Right lane) cDNA for 48 hrs and lysed. Equivalent amounts of cell lysates (5 ug per lane) were separated by SDS-PAGE and immunoblotted with anti-UBL4A.



Western blot analysis of extracts (10ug) from 7 different cell lines by using anti-UBL4A monoclonal antibody (1:200).



Immunohistochemical staining of paraffin-embedded Human liver tissue within the normal limits using anti-UBL4A mouse monoclonal antibody. (Heat-induced epitope retrieval by 10mM citric buffer)



Anti-UBL4A mouse monoclonal antibody (M07314) immunofluorescent staining of COS7 cells transiently transfected by pCMV6-ENTRY UBL4A.

Submit a product review to Biocompare.com

Submit a review of this product to Biocompare.com to receive a \$20 Amazon.com giftcard! Your reviews help your fellow scientists make the right decisions. Thank you for your contribution.



For Research Use Only. Not for use in diagnostic procedures.