

Anti-TPBG Reference Antibody (PF-06263507)

Catalog Number: M07442-2

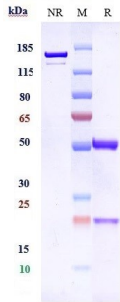
Overview

Product Name	Anti-TPBG Reference Antibody (PF-06263507)
Reactive Species	Cynomolgus monkey, Human
Description	Boster Bio Anti-TPBG Reference Antibody (PF-06263507) (Catalog # M07442-2). Tested in Flow Cytometry, ELISA, FTA. This antibody reacts with Cynomolgus monkey, Human. Endotoxin: < 0.922EU/ug,determined by LAL method. Expression system: CHO Cell
Application	ELISA, Flow Cytometry, Functional Assay, Kinetics
Clonality	Monoclonal
Formulation	Purified monoclonal antibody supplied in PBS, pH6.0, without preservative.This antibody is purified through a protein A column.
Storage Instructions	Maintain refrigerated at 2-8°C for up to 2 weeks. For long-term storage, aliquot and store at -20°C to avoid repeated freeze-thaw cycles.
Uniprot ID	Q13641

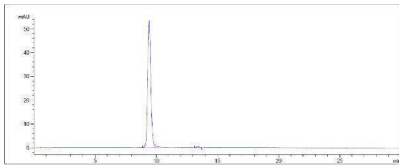
Technical Details

Isotype	IgG1
Form	Liquid

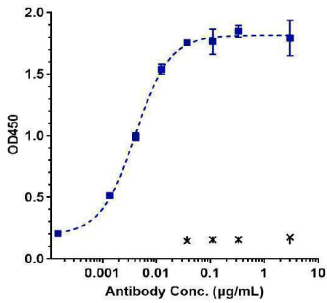
Anti-TPBG Reference Antibody (PF-06263507) (M07442-2) Images



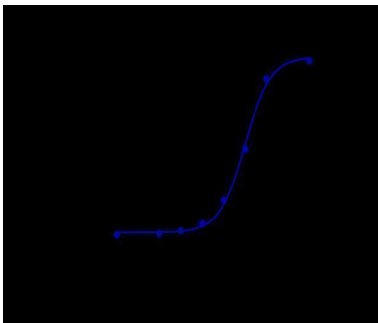
Anti-TPBG Reference Antibody (PF-06263507) on SDS-PAGE under reducing (R) condition. The gel was stained with Coomassie Blue. The purity of the protein is greater than 95%



The purity of Anti-TPBG Reference Antibody (PF-06263507) is more than 99.25%



Immobilized human 5T4 His at 2 µg/mL can bind Anti-TPBG Reference Antibody (PF-06263507)



Human 5T4 HEK293 cells were stained with Anti-TPBG Reference Antibody (PF-06263507) and negative control protein respectively

Submit a product review to Biocompare.com

Submit a review of this product to Biocompare.com to receive a \$20 Amazon.com giftcard! Your reviews help your fellow scientists make the right decisions. Thank you for your contribution.



Anti-TPBG Reference Antibody (PF-06263507)

For Research Use Only. Not for use in diagnostic procedures.