

Anti-Ephrin A3 (EFNA3) Mouse Monoclonal Antibody [Clone ID: OTI4A4]

Catalog Number: M07595

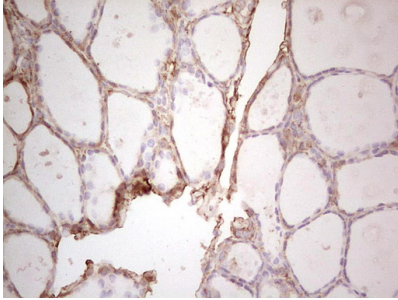
Overview

Product Name	Anti-Ephrin A3 (EFNA3) Mouse Monoclonal Antibody [Clone ID: OTI4A4]
Reactive Species	Human, Mouse, Rat
Description	Boster Bio EFNA3 mouse monoclonal antibody, clone OTI4A4 (formerly 4A4). Catalog# M07595. Tested in IHC. This antibody reacts with Human, Mouse, Rat.
Application	IHC
Clonality	Monoclonal OTI4A4
Formulation	PBS (pH 7.3) containing 1% stabilizing protein, 50% glycerol and 0.02% sodium azide. This antibody is supplied in a stabilized formulation. Compatibility with conjugation reactions depends on the chemistry of the conjugation method used. For conjugation methods that are not compatible with the stabilizing components present in this formulation, a carrier-free antibody format is required.
Storage Instructions	Store at -20°C as received.
Host	Mouse
Uniprot ID	P52797

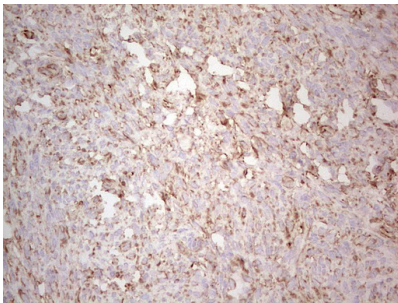
Technical Details

Immunogen	Human recombinant protein fragment corresponding to amino acids 23-214 of human EFNA3 (NP_004943) produced in E.coli.
Isotype	IgG2b
Concentration	1 mg/ml
Purification	Purified from mouse ascites fluids or tissue culture supernatant by affinity chromatography (protein A/G)
Suggested Dilutions	IHC 1:150

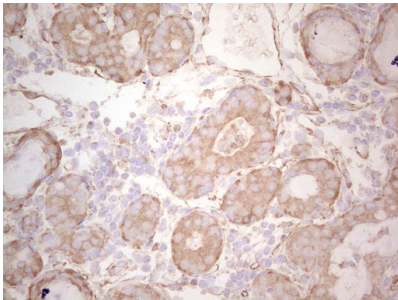
Anti-Ephrin A3 (EFNA3) Mouse Monoclonal Antibody [Clone ID: OTI4A4] (M07595) Images



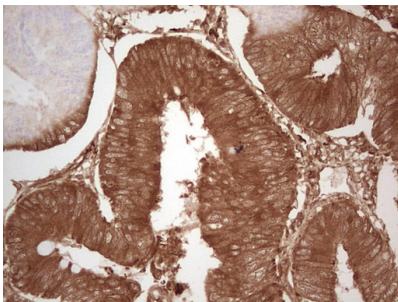
Immunohistochemical staining of paraffin-embedded Human thyroid tissue within the normal limits using anti-EFNA3 mouse monoclonal antibody. (Heat-induced epitope retrieval by 1 mM EDTA in 10mM Tris)



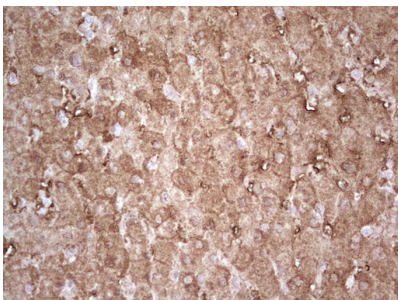
Immunohistochemical staining of paraffin-embedded Human endometrium tissue within the normal limits using anti-EFNA3 mouse monoclonal antibody. (Heat-induced epitope retrieval by 1 mM EDTA in 10mM Tris)



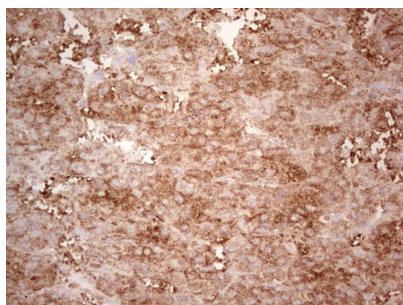
Immunohistochemical staining of paraffin-embedded Adenocarcinoma of Human breast tissue using anti-EFNA3 mouse monoclonal antibody. (Heat-induced epitope retrieval by 1 mM EDTA in 10mM Tris)



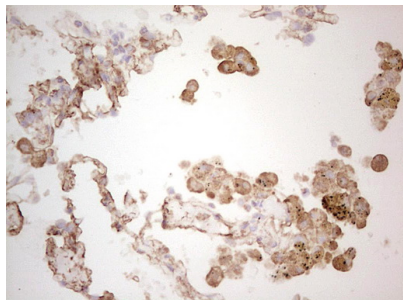
Immunohistochemical staining of paraffin-embedded Adenocarcinoma of Human colon tissue using anti-EFNA3 mouse monoclonal antibody. (Heat-induced epitope retrieval by 1 mM EDTA in 10mM Tris)



Immunohistochemical staining of paraffin-embedded Human liver tissue within the normal limits using anti-EFNA3 mouse monoclonal antibody. (Heat-induced epitope retrieval by 1 mM EDTA in 10mM Tris)



Immunohistochemical staining of paraffin-embedded Carcinoma of Human liver tissue using anti-EFNA3 mouse monoclonal antibody. (Heat-induced epitope retrieval by 1 mM EDTA in 10mM Tris)



Immunohistochemical staining of paraffin-embedded Human lung tissue within the normal limits using anti-EFNA3 mouse monoclonal antibody. (Heat-induced epitope retrieval by 1 mM EDTA in 10mM Tris)

Submit a product review to Biocompare.com

Submit a review of this product to Biocompare.com to receive a \$20 Amazon.com giftcard! Your reviews help your fellow scientists make the right decisions. Thank you for your contribution.



Anti-Ephrin A3 (EFNA3) Mouse Monoclonal Antibody [Clone ID: OTI4A4]

For Research Use Only. Not for use in diagnostic procedures.