

## Anti-RTKN Mouse Monoclonal Antibody [Clone ID: OTI2E9]

Catalog Number: M07596-1

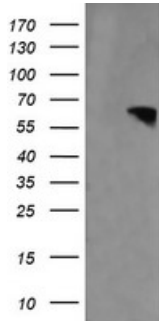
### Overview

Product Name	Anti-RTKN Mouse Monoclonal Antibody [Clone ID: OTI2E9]
Reactive Species	Human, Mouse, Rat
Description	Boster Bio RTKN mouse monoclonal antibody, clone OTI2E9 (formerly 2E9). Catalog# M07596-1. Tested in IHC, WB. This antibody reacts with Human, Mouse, Rat.
Application	IHC, WB
Clonality	Monoclonal OTI2E9
Formulation	PBS (pH 7.3) containing 1% stabilizing protein, 50% glycerol and 0.02% sodium azide. This antibody is supplied in a stabilized formulation. Compatibility with conjugation reactions depends on the chemistry of the conjugation method used. For conjugation methods that are not compatible with the stabilizing components present in this formulation, a carrier-free antibody format is required.
Storage Instructions	Store at -20°C as received.
Host	Mouse
Uniprot ID	Q9BST9

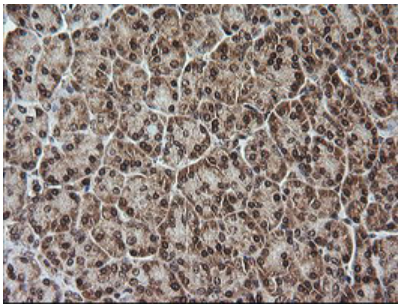
### Technical Details

Immunogen	Full length human recombinant protein of human RTKN (NP_149035) produced in HEK293T cell.
Isotype	IgG2a
Concentration	1 mg/ml
Purification	Purified from mouse ascites fluids or tissue culture supernatant by affinity chromatography (protein A/G)
Suggested Dilutions	WB 1:2000 IHC 1:150

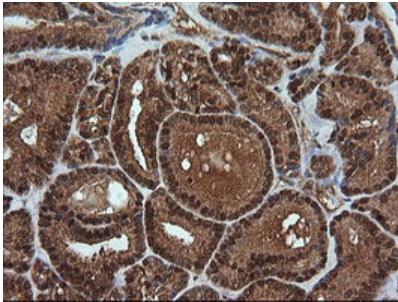
## Anti-RTKN Mouse Monoclonal Antibody [Clone ID: OTI2E9] (M07596-1) Images



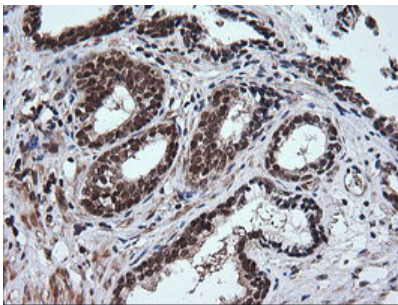
HEK293T cells were transfected with the pCMV6-ENTRY control (Left lane) or pCMV6-ENTRY RTKN (Right lane) cDNA for 48 hrs and lysed. Equivalent amounts of cell lysates (5 ug per lane) were separated by SDS-PAGE and immunoblotted with anti-RTKN.



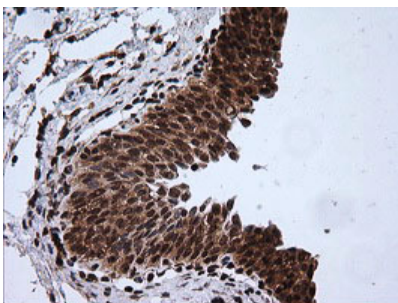
Immunohistochemical staining of paraffin-embedded Human pancreas tissue within the normal limits using anti-RTKN mouse monoclonal antibody. (Heat-induced epitope retrieval by 10mM citric buffer)



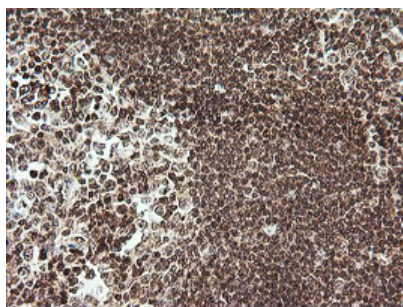
Immunohistochemical staining of paraffin-embedded Carcinoma of Human thyroid tissue using anti-RTKN mouse monoclonal antibody. (Heat-induced epitope retrieval by 10mM citric buffer)



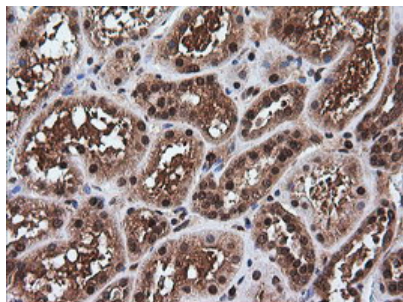
Immunohistochemical staining of paraffin-embedded Carcinoma of Human prostate tissue using anti-RTKN mouse monoclonal antibody. (Heat-induced epitope retrieval by 10mM citric buffer)



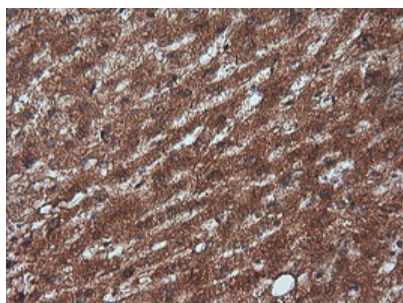
Immunohistochemical staining of paraffin-embedded Human bladder tissue within the normal limits using anti-RTKN mouse monoclonal antibody. (Heat-induced epitope retrieval by 10mM citric buffer)



Immunohistochemical staining of paraffin-embedded Human tonsil within the normal limits using anti-RTKN mouse monoclonal antibody. (Heat-induced epitope retrieval by 10mM citric buffer)



Immunohistochemical staining of paraffin-embedded Human Kidney tissue within the normal limits using anti-RTKN mouse monoclonal antibody. (Heat-induced epitope retrieval by 10mM citric buffer)



Immunohistochemical staining of paraffin-embedded Human liver tissue within the normal limits using anti-RTKN mouse monoclonal antibody. (Heat-induced epitope retrieval by 10mM citric buffer)

## Submit a product review to [Biocompare.com](https://www.biocompare.com)

Submit a review of this product to [Biocompare.com](https://www.biocompare.com) to receive a \$20 Amazon.com giftcard! Your reviews help your fellow scientists make the right decisions. Thank you for your contribution.



Anti-RTKN Mouse Monoclonal Antibody [Clone ID: OTI2E9]

For Research Use Only. Not for use in diagnostic procedures.