

## Anti-TCP1 delta (CCT4) Mouse Monoclonal Antibody [Clone ID: OTI3C12]

Catalog Number: M07708-1

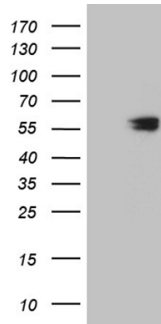
### Overview

Product Name	Anti-TCP1 delta (CCT4) Mouse Monoclonal Antibody [Clone ID: OTI3C12]
Reactive Species	Human, Mouse, Rat
Description	Boster Bio CCT4 mouse monoclonal antibody, clone OTI3C12. Catalog# M07708-1. Tested in IHC, WB. This antibody reacts with Human, Mouse, Rat.
Application	IHC, WB
Clonality	Monoclonal OTI3C12
Formulation	PBS (PH 7.3) containing 1% BSA, 50% glycerol and 0.02% sodium azide.
Storage Instructions	Store at -20°C as received.
Host	Mouse
Uniprot ID	P50991

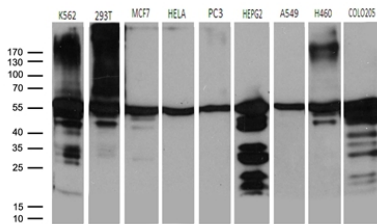
### Technical Details

Immunogen	Full length human recombinant protein of human CCT4 (NP_006421) produced in E.coli.
Isotype	IgG1
Concentration	1 mg/ml
Purification	Purified from mouse ascites fluids or tissue culture supernatant by affinity chromatography (protein A/G)

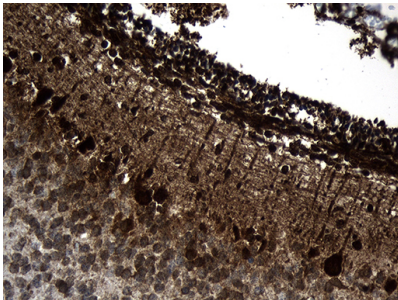
## Anti-TCP1 delta (CCT4) Mouse Monoclonal Antibody [Clone ID: OTI3C12] (M07708-1) Images



HEK293T cells were transfected with the pCMV6-ENTRY control (Left lane) or pCMV6-ENTRY CCT4 (Right lane) cDNA for 48 hrs and lysed. Equivalent amounts of cell lysates (5 ug per lane) were separated by SDS-PAGE and immunoblotted with anti-CCT4 (1:2000).



Western blot analysis of extracts (35ug) from 9 different cell lines by using anti-CCT4 monoclonal antibody (1:500).



Immunohistochemical staining of paraffin-embedded Human embryonic cerebellum within the normal limits using anti-CCT4 mouse monoclonal antibody. (Heat-induced epitope retrieval by 1mM EDTA in 10mM Tris buffer (pH8.5) at 120°C for 3min)

**Submit a product review to Biocompare.com**

Submit a review of this product to Biocompare.com to receive a \$20 Amazon.com giftcard! Your reviews help your fellow scientists make the right decisions. Thank you for your contribution.



Anti-TCP1 delta (CCT4) Mouse Monoclonal Antibody [Clone ID: OTI3C12]