

Anti-BCKDH kinase (BCKDK) Mouse Monoclonal Antibody [Clone ID: OTI11C9]

Catalog Number: M07798

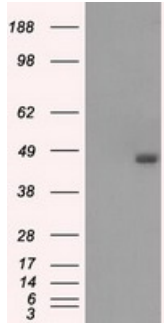
Overview

Product Name	Anti-BCKDH kinase (BCKDK) Mouse Monoclonal Antibody [Clone ID: OTI11C9]
Reactive Species	Human, Mouse, Rat
Description	Boster Bio BCKDK (BCKDH kinase) mouse monoclonal antibody, clone OTI11C9 (formerly 11C9). Catalog# M07798. Tested in IF, IHC, WB. This antibody reacts with Human, Mouse, Rat.
Application	IF, IHC, WB
Clonality	Monoclonal OTI11C9
Formulation	PBS (pH 7.3) containing 1% stabilizing protein, 50% glycerol and 0.02% sodium azide. This antibody is supplied in a stabilized formulation. Compatibility with conjugation reactions depends on the chemistry of the conjugation method used. For conjugation methods that are not compatible with the stabilizing components present in this formulation, a carrier-free antibody format is required.
Storage Instructions	Store at -20°C as received.
Host	Mouse
Uniprot ID	O14874

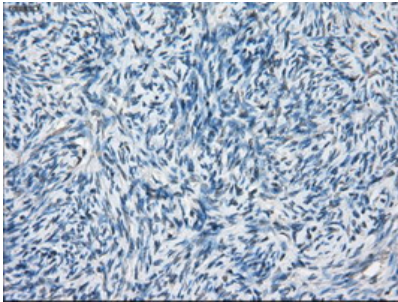
Technical Details

Immunogen	Full length human recombinant protein of human BCKDK (NP_005872) produced in HEK293T cell.
Isotype	IgG1
Concentration	0.8 mg/ml
Purification	Purified from mouse ascites fluids or tissue culture supernatant by affinity chromatography (protein A/G)
Suggested Dilutions	WB: 1:2000 IHC: 1:50 IF: 1:100

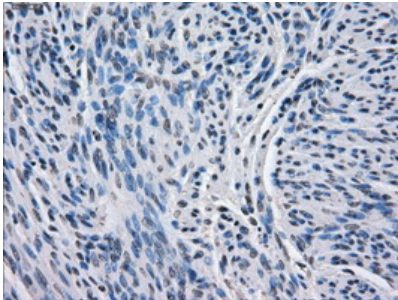
Anti-BCKDH kinase (BCKDK) Mouse Monoclonal Antibody [Clone ID: OTI11C9] (M07798) Images



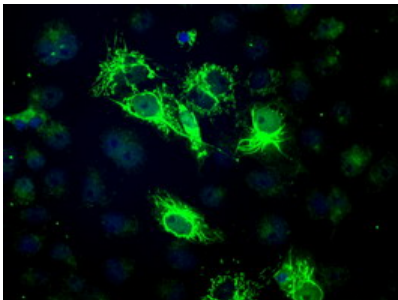
HEK293T cells were transfected with the pCMV6-ENTRY control (Left lane) or pCMV6-ENTRY BCKDK (Right lane) cDNA for 48 hrs and lysed. Equivalent amounts of cell lysates (5 ug per lane) were separated by SDS-PAGE and immunoblotted with anti-BCKDK.



Immunohistochemical staining of paraffin-embedded Human Ovary tissue within the normal limits using anti-BCKDK mouse monoclonal antibody. (Heat-induced epitope retrieval by 10mM citric buffer)



Immunohistochemical staining of paraffin-embedded Human endometrium tissue within the normal limits using anti-BCKDK mouse monoclonal antibody. (Heat-induced epitope retrieval by 10mM citric buffer)



Anti-BCKDK mouse monoclonal antibody (M07798) immunofluorescent staining of COS7 cells transiently transfected by pCMV6-ENTRY BCKDK.

Submit a product review to Biocompare.com

Submit a review of this product to Biocompare.com to receive a \$20 Amazon.com giftcard! Your reviews help your fellow scientists make the right decisions. Thank you for your contribution.



Anti-BCKDH kinase (BCKDK) Mouse Monoclonal Antibody [Clone ID: OT111C9]

For Research Use Only. Not for use in diagnostic procedures.