

Anti-OIP5 Mouse Monoclonal Antibody [Clone ID: OTI1F1]

Catalog Number: M07819


Overview

Product Name	Anti-OIP5 Mouse Monoclonal Antibody [Clone ID: OTI1F1]
Reactive Species	Human
Description	Boster Bio OIP5 mouse monoclonal antibody, clone OTI1F1. Catalog# M07819. Tested in IHC, WB. This antibody reacts with Human.
Application	IHC, WB
Clonality	Monoclonal OTI1F1
Formulation	PBS (pH 7.3) containing 1% stabilizing protein, 50% glycerol and 0.02% sodium azide. This antibody is supplied in a stabilized formulation. Compatibility with conjugation reactions depends on the chemistry of the conjugation method used. For conjugation methods that are not compatible with the stabilizing components present in this formulation, a carrier-free antibody format is required.
Storage Instructions	Store at -20°C as received.
Host	Mouse
Uniprot ID	O43482


Technical Details

Immunogen	Full length human recombinant protein of human OIP5 (NP_009211) produced in E.coli.
Isotype	IgG1
Concentration	1 mg/ml
Purification	Purified from mouse ascites fluids or tissue culture supernatant by affinity chromatography (protein A/G)
Suggested Dilutions	WB 1:500 IHC 1:150

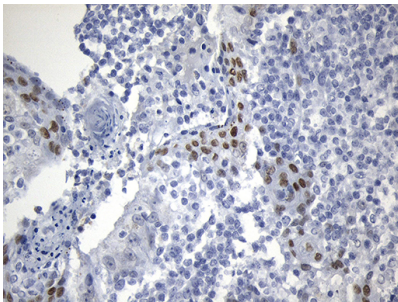
Anti-OIP5 Mouse Monoclonal Antibody [Clone ID: OTI1F1] (M07819) Images



HEK293T cells were transfected with the pCMV6-ENTRY control (Left lane) or pCMV6-ENTRY OIP5 (Right lane) cDNA for 48 hrs and lysed. Equivalent amounts of cell lysates (5 ug per lane) were separated by SDS-PAGE and immunoblotted with anti-OIP5 (1:500).



Western blot analysis of MCF7 cell lysate (35ug) by using anti-OIP5 monoclonal antibody (1:500).



Immunohistochemical staining of paraffin-embedded Human tonsil within the normal limits using anti-OIP5 mouse monoclonal antibody. (Heat-induced epitope retrieval by 1mM EDTA in 10mM Tris buffer (pH8.5) at 120°C for 3min)

Submit a product review to Biocompare.com

Submit a review of this product to Biocompare.com to receive a \$20 Amazon.com giftcard! Your reviews help your fellow scientists make the right decisions. Thank you for your contribution.



Anti-OIP5 Mouse Monoclonal Antibody [Clone ID: OTI1F1]

For Research Use Only. Not for use in diagnostic procedures.