

## Anti-ZNF365 Mouse Monoclonal Antibody [Clone ID: OTI1B7]

Catalog Number: M07837-1

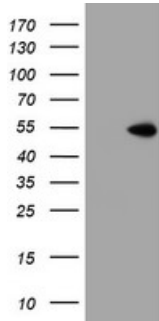
### Overview

Product Name	Anti-ZNF365 Mouse Monoclonal Antibody [Clone ID: OTI1B7]
Reactive Species	Human, Mouse, Rat
Description	Boster Bio ZNF365 mouse monoclonal antibody, clone OTI1B7 (formerly 1B7). Catalog# M07837-1. Tested in IHC, WB. This antibody reacts with Human, Mouse, Rat.
Application	IHC, WB
Clonality	Monoclonal OTI1B7
Formulation	PBS (pH 7.3) containing 1% stabilizing protein, 50% glycerol and 0.02% sodium azide. This antibody is supplied in a stabilized formulation. Compatibility with conjugation reactions depends on the chemistry of the conjugation method used. For conjugation methods that are not compatible with the stabilizing components present in this formulation, a carrier-free antibody format is required.
Storage Instructions	Store at -20°C as received.
Host	Mouse
Uniprot ID	Q70YC4

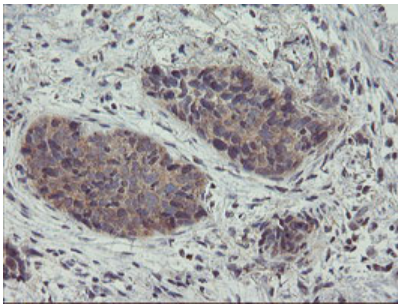
### Technical Details

Immunogen	Human recombinant protein fragment corresponding to amino acids 108-407 of human ZNF365 (NP_055766) produced in E.coli.
Isotype	IgG1
Concentration	1 mg/ml
Purification	Purified from mouse ascites fluids or tissue culture supernatant by affinity chromatography (protein A/G)
Suggested Dilutions	WB 1:2000 IHC 1:150

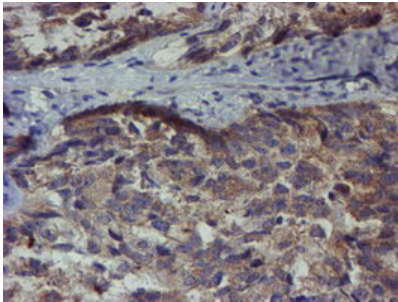
## Anti-ZNF365 Mouse Monoclonal Antibody [Clone ID: OTI1B7] (M07837-1) Images



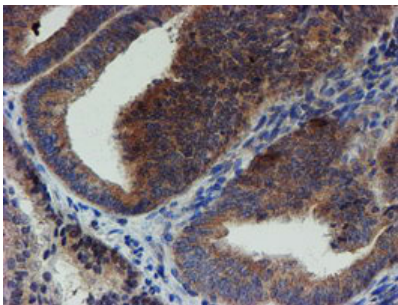
HEK293T cells were transfected with the pCMV6-ENTRY control (Left lane) or pCMV6-ENTRY ZNF365 (Right lane) cDNA for 48 hrs and lysed. Equivalent amounts of cell lysates (5 ug per lane) were separated by SDS-PAGE and immunoblotted with anti-ZNF365.



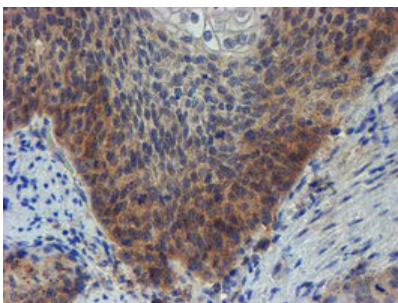
Immunohistochemical staining of paraffin-embedded Carcinoma of Human lung tissue using anti-ZNF365 mouse monoclonal antibody. (Heat-induced epitope retrieval by 10mM citric buffer)



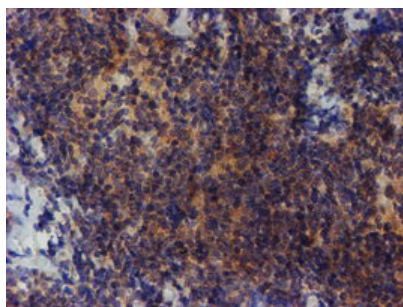
Immunohistochemical staining of paraffin-embedded Adenocarcinoma of Human ovary tissue using anti-ZNF365 mouse monoclonal antibody. (Heat-induced epitope retrieval by 10mM citric buffer)



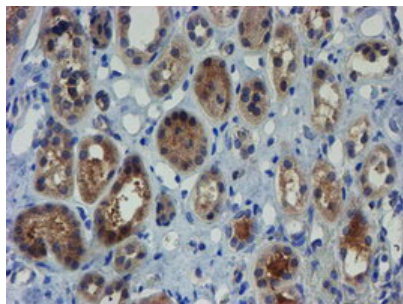
Immunohistochemical staining of paraffin-embedded Adenocarcinoma of Human endometrium tissue using anti-ZNF365 mouse monoclonal antibody. (Heat-induced epitope retrieval by 10mM citric buffer)



Immunohistochemical staining of paraffin-embedded Carcinoma of Human bladder tissue using anti-ZNF365 mouse monoclonal antibody. (Heat-induced epitope retrieval by 10mM citric buffer)



Immunohistochemical staining of paraffin-embedded Human lymphoma tissue using anti-ZNF365 mouse monoclonal antibody. (Heat-induced epitope retrieval by 10mM citric buffer)



Immunohistochemical staining of paraffin-embedded Human Kidney tissue within the normal limits using anti-ZNF365 mouse monoclonal antibody. (Heat-induced epitope retrieval by 10mM citric buffer)

## Submit a product review to [Biocompare.com](https://www.biocompare.com)

Submit a review of this product to [Biocompare.com](https://www.biocompare.com) to receive a \$20 Amazon.com giftcard! Your reviews help your fellow scientists make the right decisions. Thank you for your contribution.



Anti-ZNF365 Mouse Monoclonal Antibody [Clone ID: OT11B7]

For Research Use Only. Not for use in diagnostic procedures.