

## Anti-SAPAP1 DLGAP1 Monoclonal Antibody

Catalog Number: M08230

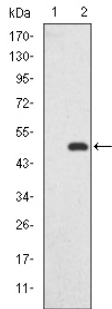
### Overview

Product Name	Anti-SAPAP1 DLGAP1 Monoclonal Antibody
Reactive Species	Human
Description	Boster Bio Anti-SAPAP1 DLGAP1 Monoclonal Antibody catalog # M08230. Tested in ELISA, IF, IHC, WB applications. This antibody reacts with Human.
Application	ELISA, IF, IHC, WB
Clonality	Monoclonal 3G4
Formulation	Ascitic fluid containing 0.03% sodium azide.
Storage Instructions	Store at -20°C for one year. For short term storage and frequent use, store at 4°C for up to one month. Avoid repeated freeze-thaw cycles.
Host	Mouse
Uniprot ID	O14490

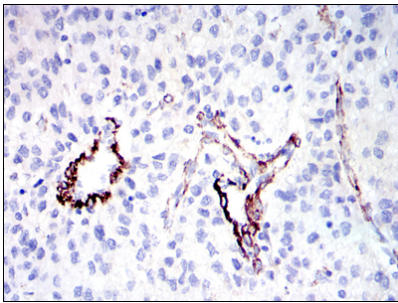
### Technical Details

Immunogen	Purified recombinant fragment of human SAPAP1 expressed in E. Coli.
Isotype	IgG
Form	Liquid
Concentration	1 mg/ml
Purification	Affinity purification
Suggested Dilutions	WB 1:500-1:2000 IHC 1:200-1:1000 IF 1:200-1:1000 ELISA 1:10000

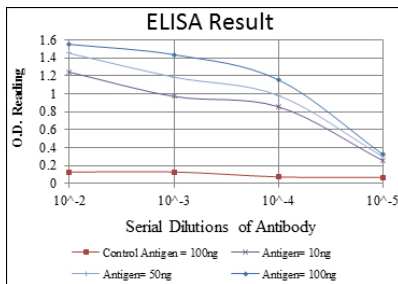
## Anti-SAPAP1 DLGAP1 Monoclonal Antibody (M08230) Images



Immunohistochemistry analysis of paraffin-embedded human liver cancer tissues with DAB staining using SAPAP1 Monoclonal Antibody.



Immunofluorescence analysis of NIH/3T3 cells using SAPAP1 Monoclonal Antibody (green). Blue: DRAQ5 fluorescent DNA dye. Red: Actin filaments have been labeled with Alexa Fluor-555 phalloidin.



Western Blot analysis using SAPAP1 Monoclonal Antibody against HEK293 (1) and GKAP-hlgGfc transfected HEK293 (2) cell lysate.

### Submit a product review to Biocompare.com

Submit a review of this product to Biocompare.com to receive a \$20 Amazon.com giftcard! Your reviews help your fellow scientists make the right decisions. Thank you for your contribution.



Anti-SAPAP1 DLGAP1 Monoclonal Antibody

For Research Use Only. Not for use in diagnostic procedures.