

Anti-UCK (UCK1) Mouse Monoclonal Antibody [Clone ID: OTI4C2]

Catalog Number: M08569

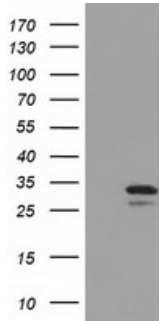
Overview

Product Name	Anti-UCK (UCK1) Mouse Monoclonal Antibody [Clone ID: OTI4C2]
Reactive Species	Human, Mouse, Rat
Description	Boster Bio Anti-UCK1 mouse monoclonal antibody, clone OTI4C2 (formerly 4C2). Catalog# M08569. Tested in FC, IF, WB. This antibody reacts with Human, Mouse, Rat.
Application	Flow Cytometry, IF, WB
Clonality	Monoclonal OTI4C2
Formulation	PBS (pH 7.3) containing 1% stabilizing protein, 50% glycerol and 0.02% sodium azide. This antibody is supplied in a stabilized formulation. Compatibility with conjugation reactions depends on the chemistry of the conjugation method used. For conjugation methods that are not compatible with the stabilizing components present in this formulation, a carrier-free antibody format is required.
Storage Instructions	Store at -20°C as received.
Host	Mouse
Uniprot ID	Q9HA47

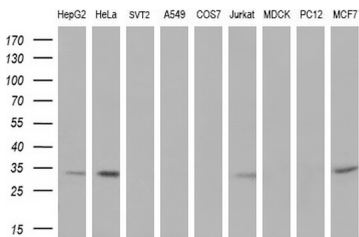
Technical Details

Immunogen	Full length human recombinant protein of human UCK1 (NP_113620) produced in HEK293T cell.
Isotype	IgG2a
Concentration	1 mg/ml
Purification	Purified from mouse ascites fluids or tissue culture supernatant by affinity chromatography (protein A/G)
Suggested Dilutions	WB 1:2000 IF 1:100 Flow Cytometry: 1:100

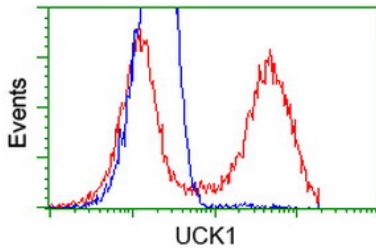
Anti-UCK (UCK1) Mouse Monoclonal Antibody [Clone ID: OTI4C2] (M08569) Images



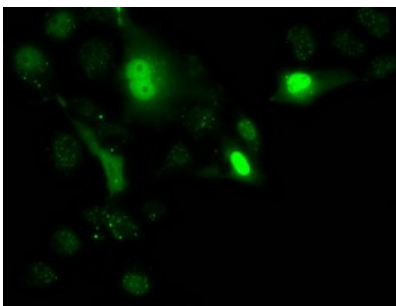
HEK293T cells were transfected with the pCMV6-ENTRY control (Left lane) or pCMV6-ENTRY UCK1 (Right lane) cDNA for 48 hrs and lysed. Equivalent amounts of cell lysates (5 ug per lane) were separated by SDS-PAGE and immunoblotted with anti-UCK1.



Western blot analysis of extracts (35ug) from 9 different cell lines by using anti-UCK1 monoclonal antibody (HepG2: human; HeLa: human; SVT2: mouse; A549: human; COS7: monkey; Jurkat: human; MDCK: canine; PC12: rat; MCF7: human) (1:200).



HEK293T cells transfected with either UCK1 (Myc-DDK-tagged) overexpress plasmid (Red) or empty vector control plasmid (Blue) were immunostained by anti-UCK1 antibody (M08569)



Anti-UCK1 mouse monoclonal antibody (M08569) immunofluorescent staining of COS7 cells transiently transfected by pCMV6-ENTRY UCK1.

Submit a product review to [Biocompare.com](https://www.biocompare.com)

Submit a review of this product to [Biocompare.com](https://www.biocompare.com) to receive a \$20 Amazon.com giftcard! Your reviews help your fellow scientists make the right decisions. Thank you for your contribution.



Anti-UCK (UCK1) Mouse Monoclonal Antibody [Clone ID: OTI4C2]

For Research Use Only. Not for use in diagnostic procedures.