

Anti-RNF14 Mouse Monoclonal Antibody [Clone ID: OTI1C9]

Catalog Number: M08956

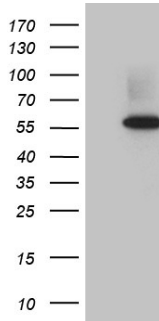
Overview

Product Name	Anti-RNF14 Mouse Monoclonal Antibody [Clone ID: OTI1C9]
Reactive Species	Human, Mouse, Rat
Description	Boster Bio RNF14 mouse monoclonal antibody, clone OTI1C9. Catalog# M08956. Tested in IHC, WB. This antibody reacts with Human, Mouse, Rat.
Application	IHC, WB
Clonality	Monoclonal OTI1C9
Formulation	PBS (pH 7.3) containing 1% stabilizing protein, 50% glycerol and 0.02% sodium azide. This antibody is supplied in a stabilized formulation. Compatibility with conjugation reactions depends on the chemistry of the conjugation method used. For conjugation methods that are not compatible with the stabilizing components present in this formulation, a carrier-free antibody format is required.
Storage Instructions	Store at -20°C as received.
Host	Mouse
Uniprot ID	Q9UBS8

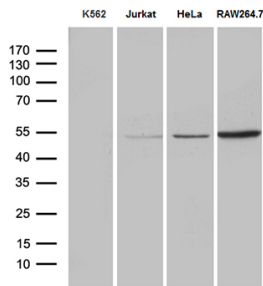
Technical Details

Immunogen	Human recombinant protein fragment corresponding to amino acids 1-220 of human RNF14 (NP_899647) produced in E.coli.
Isotype	IgG2a
Concentration	1 mg/ml
Purification	Purified from mouse ascites fluids or tissue culture supernatant by affinity chromatography (protein A/G)
Suggested Dilutions	WB: 1:500~2000 IHC: 1:500

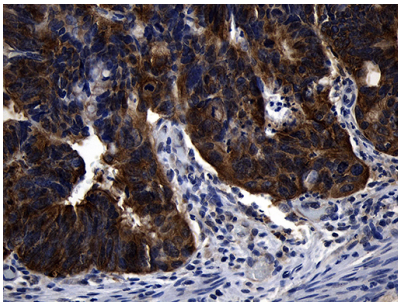
Anti-RNF14 Mouse Monoclonal Antibody [Clone ID: OTI1C9] (M08956) Images



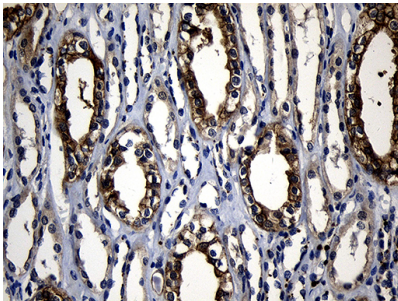
HEK293T cells were transfected with the pCMV6-ENTRY control (Left lane) or pCMV6-ENTRY RNF14 (Right lane) cDNA for 48 hrs and lysed. Equivalent amounts of cell lysates (5 ug per lane) were separated by SDS-PAGE and immunoblotted with anti-RNF14 (1:2000).



Western blot analysis of extracts (35ug) from 4 different cell lines by using anti-RNF14 monoclonal antibody (1:500).



Immunohistochemical staining of paraffin-embedded Adenocarcinoma of Human colon tissue using anti-RNF14 mouse monoclonal antibody. (Heat-induced epitope retrieval by 1mM EDTA in 10mM Tris buffer (pH8.5) at 120°C for 3min)



Immunohistochemical staining of paraffin-embedded Human Kidney tissue within the normal limits using anti-RNF14 mouse monoclonal antibody. (Heat-induced epitope retrieval by 1mM EDTA in 10mM Tris buffer (pH8.5) at 120°C for 3min)

Submit a product review to [Biocompare.com](https://www.biocompare.com)

Submit a review of this product to [Biocompare.com](https://www.biocompare.com) to receive a \$20 Amazon.com giftcard! Your reviews help your fellow scientists make the right decisions. Thank you for your contribution.



For Research Use Only. Not for use in diagnostic procedures.