

Anti-B3GNT1 (B3GNT2) Mouse Monoclonal Antibody [Clone ID: OTI1G10]

Catalog Number: M09524

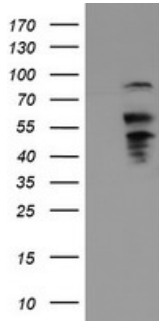
Overview

Product Name	Anti-B3GNT1 (B3GNT2) Mouse Monoclonal Antibody [Clone ID: OTI1G10]
Reactive Species	Human, Mouse, Rat
Description	Boster Bio B3GNT2 mouse monoclonal antibody, clone OTI1G10 (formerly 1G10). Catalog# M09524. Tested in FC, IF, WB. This antibody reacts with Human, Mouse, Rat.
Application	Flow Cytometry, IF, WB
Clonality	Monoclonal OTI1G10
Formulation	PBS (pH 7.3) containing 1% stabilizing protein, 50% glycerol and 0.02% sodium azide. This antibody is supplied in a stabilized formulation. Compatibility with conjugation reactions depends on the chemistry of the conjugation method used. For conjugation methods that are not compatible with the stabilizing components present in this formulation, a carrier-free antibody format is required.
Storage Instructions	Store at -20°C as received.
Host	Mouse
Uniprot ID	Q9NY97

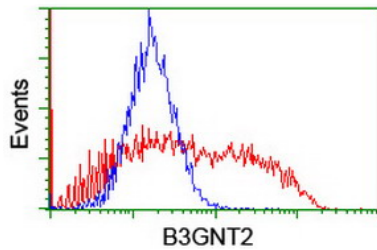
Technical Details

Immunogen	Full length human recombinant protein of human B3GNT2 (NP_006568) produced in HEK293T cell.
Isotype	IgG2a
Concentration	1 mg/ml
Purification	Purified from mouse ascites fluids or tissue culture supernatant by affinity chromatography (protein A/G)
Suggested Dilutions	WB: 1:1000 IF: 1:100 Flow cytometry: 1:100

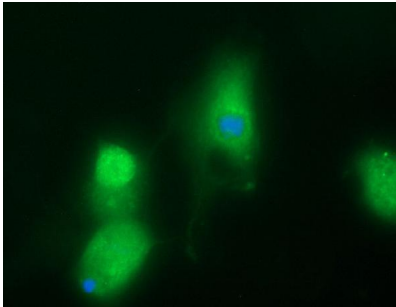
Anti-B3GNT1 (B3GNT2) Mouse Monoclonal Antibody [Clone ID: OTI1G10] (M09524) Images



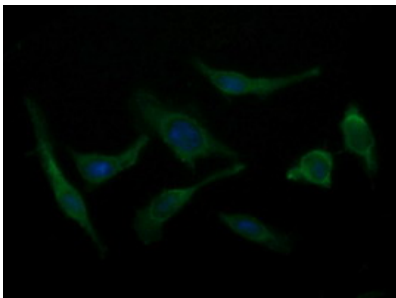
HEK293T cells were transfected with the pCMV6-ENTRY control (Left lane) or pCMV6-ENTRY B3GNT2 (Right lane) cDNA for 48 hrs and lysed. Equivalent amounts of cell lysates (5 ug per lane) were separated by SDS-PAGE and immunoblotted with anti-B3GNT2.



HEK293T cells transfected with either B3GNT2 (Myc-DDK-tagged) overexpress plasmid (Red) or empty vector control plasmid (Blue) were immunostained by anti-B3GNT2 antibody (M09524)



Anti-B3GNT2 mouse monoclonal antibody (M09524) immunofluorescent staining of COS7 cells transiently transfected by pCMV6-ENTRY B3GNT2.



Immunofluorescent staining of HeLa cells using anti-B3GNT2 mouse monoclonal antibody (M09524).

Submit a product review to Biocompare.com

Submit a review of this product to Biocompare.com to receive a \$20 Amazon.com giftcard! Your reviews help your fellow scientists make the right decisions. Thank you for your contribution.



Anti-B3GNT1 (B3GNT2) Mouse Monoclonal Antibody [Clone ID: OTI1G10]

For Research Use Only. Not for use in diagnostic procedures.