

## Anti-GSPT2 Mouse Monoclonal Antibody [Clone ID: OTI2G9]

Catalog Number: M09757

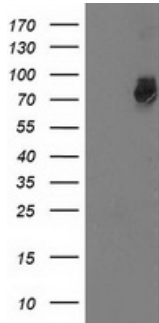
### Overview

Product Name	Anti-GSPT2 Mouse Monoclonal Antibody [Clone ID: OTI2G9]
Reactive Species	Human, Mouse, Rat
Description	Boster Bio GSPT2 mouse monoclonal antibody, clone OTI2G9 (formerly 2G9). Catalog# M09757. Tested in FC, IF, WB. This antibody reacts with Human, Mouse, Rat.
Application	Flow Cytometry, IF, WB
Clonality	Monoclonal OTI2G9
Formulation	PBS (pH 7.3) containing 1% stabilizing protein, 50% glycerol and 0.02% sodium azide. This antibody is supplied in a stabilized formulation. Compatibility with conjugation reactions depends on the chemistry of the conjugation method used. For conjugation methods that are not compatible with the stabilizing components present in this formulation, a carrier-free antibody format is required.
Storage Instructions	Store at -20°C as received.
Host	Mouse
Uniprot ID	Q8IYD1

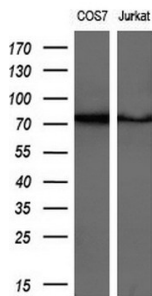
### Technical Details

Immunogen	Full length human recombinant protein of human GSPT2 (NP_060564) produced in HEK293T cell.
Isotype	IgG1
Concentration	0.32 mg/ml
Purification	Purified from mouse ascites fluids or tissue culture supernatant by affinity chromatography (protein A/G)
Suggested Dilutions	WB 1:2000 IF 1:100 Flow Cytometry 1:100

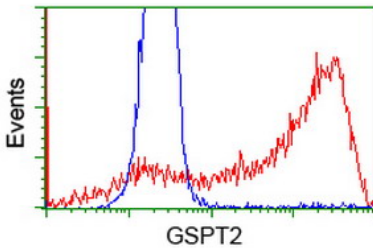
## Anti-GSPT2 Mouse Monoclonal Antibody [Clone ID: OTI2G9] (M09757) Images



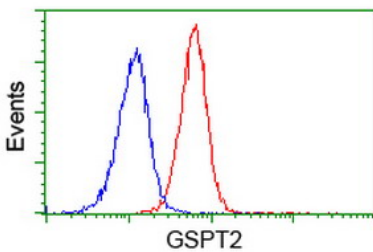
HEK293T cells were transfected with the pCMV6-ENTRY control (Left lane) or pCMV6-ENTRY GSPT2 (Right lane) cDNA for 48 hrs and lysed. Equivalent amounts of cell lysates (5 ug per lane) were separated by SDS-PAGE and immunoblotted with anti-GSPT2.



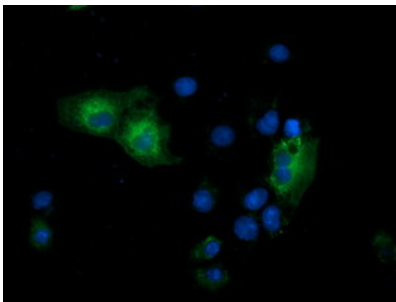
Western blot analysis of extracts (10ug) from 2 different cell lines by using anti-GSPT2 monoclonal antibody (1:200).



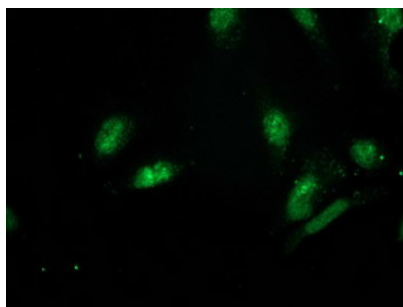
HEK293T cells transfected with either GSPT2 (Myc-DDK-tagged) overexpress plasmid (Red) or empty vector control plasmid (Blue) were immunostained by anti-GSPT2 antibody (M09757)



Flow cytometric Analysis of Jurkat cells



Anti-GSPT2 mouse monoclonal antibody (M09757) immunofluorescent staining of COS7 cells transiently transfected by pCMV6-ENTRY GSPT2.



Immunofluorescent staining of HeLa cells using anti-GSPT2 mouse monoclonal antibody (M09757).

## Submit a product review to Biocompare.com

Submit a review of this product to Biocompare.com to receive a \$20 Amazon.com giftcard! Your reviews help your fellow scientists make the right decisions. Thank you for your contribution.



Anti-GSPT2 Mouse Monoclonal Antibody [Clone ID: OTI2G9]

For Research Use Only. Not for use in diagnostic procedures.