

## Anti-PRPK (TP53RK) Mouse Monoclonal Antibody [Clone ID: OTI5B2]

Catalog Number: M09786

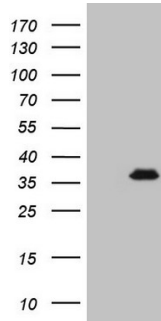
### Overview

Product Name	Anti-PRPK (TP53RK) Mouse Monoclonal Antibody [Clone ID: OTI5B2]
Reactive Species	Human, Mouse, Rat
Description	Boster Bio TP53RK mouse monoclonal antibody, clone OTI5B2 (formerly 5B2). Catalog# M09786. Tested in IHC, WB. This antibody reacts with Human, Mouse, Rat.
Application	IHC, WB
Clonality	Monoclonal OTI5B2
Formulation	PBS (pH 7.3) containing 1% stabilizing protein, 50% glycerol and 0.02% sodium azide. This antibody is supplied in a stabilized formulation. Compatibility with conjugation reactions depends on the chemistry of the conjugation method used. For conjugation methods that are not compatible with the stabilizing components present in this formulation, a carrier-free antibody format is required.
Storage Instructions	Store at -20°C as received.
Host	Mouse
Uniprot ID	Q96S44

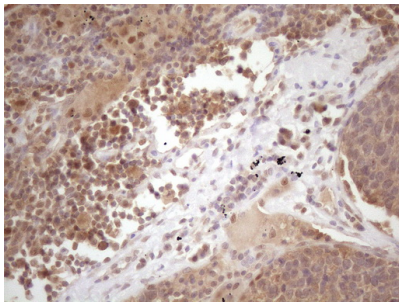
### Technical Details

Immunogen	Full length human recombinant protein of human TP53RK (NP_291028) produced in E.coli.
Isotype	IgG2b
Concentration	1 mg/ml
Purification	Purified from mouse ascites fluids or tissue culture supernatant by affinity chromatography (protein A/G)
Suggested Dilutions	WB 1:2000 IHC 1:150

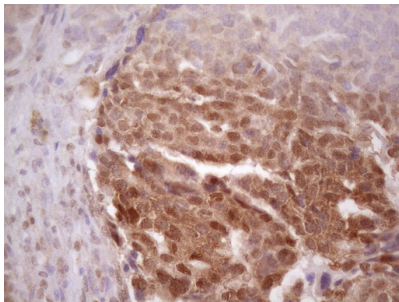
## Anti-PRPK (TP53RK) Mouse Monoclonal Antibody [Clone ID: OTI5B2] (M09786) Images



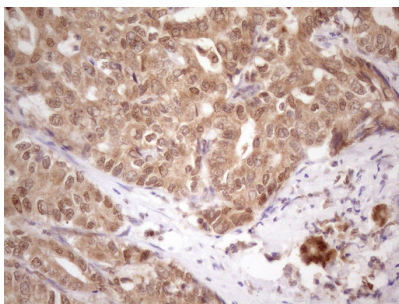
HEK293T cells were transfected with the pCMV6-ENTRY control (Left lane) or pCMV6-ENTRY TP53RK (Right lane) cDNA for 48 hrs and lysed. Equivalent amounts of cell lysates (5 ug per lane) were separated by SDS-PAGE and immunoblotted with anti-TP53RK (1:2000).



Immunohistochemical staining of paraffin-embedded Carcinoma of Human lung tissue using anti-TP53RK mouse monoclonal antibody. (Heat-induced epitope retrieval by 1 mM EDTA in 10mM Tris)



Immunohistochemical staining of paraffin-embedded Adenocarcinoma of Human ovary tissue using anti-TP53RK mouse monoclonal antibody. (Heat-induced epitope retrieval by 1 mM EDTA in 10mM Tris)



Immunohistochemical staining of paraffin-embedded Carcinoma of Human liver tissue using anti-TP53RK mouse monoclonal antibody. (Heat-induced epitope retrieval by 1 mM EDTA in 10mM Tris)

**Submit a product review to Biocompare.com**

Submit a review of this product to Biocompare.com to receive a \$20 Amazon.com giftcard! Your reviews help your fellow scientists make the right decisions. Thank you for your contribution.



For Research Use Only. Not for use in diagnostic procedures.