

Anti-Ephrin A2 (EFNA2) Mouse Monoclonal Antibody [Clone ID: OTI3E3]

Catalog Number: M09844


Overview

Product Name	Anti-Ephrin A2 (EFNA2) Mouse Monoclonal Antibody [Clone ID: OTI3E3]
Reactive Species	Human
Description	Boster Bio EFNA2 (Ephrin A2) mouse monoclonal antibody, clone OTI3E3 (formerly 3E3). Catalog# M09844. Tested in FC, IF, IHC, WB. This antibody reacts with Human.
Application	Flow Cytometry, IF, IHC, WB
Clonality	Monoclonal OTI3E3
Formulation	PBS (pH 7.3) containing 1% stabilizing protein, 50% glycerol and 0.02% sodium azide. This antibody is supplied in a stabilized formulation. Compatibility with conjugation reactions depends on the chemistry of the conjugation method used. For conjugation methods that are not compatible with the stabilizing components present in this formulation, a carrier-free antibody format is required.
Storage Instructions	Store at -20°C as received.
Host	Mouse
Uniprot ID	O43921

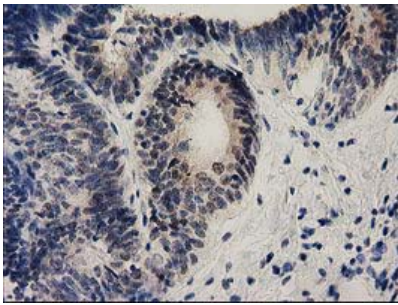
Technical Details

Immunogen	Full length human recombinant protein of human EFNA2 (NP_001396) produced in HEK293T cell.
Isotype	IgG2b
Concentration	1 mg/ml
Purification	Purified from mouse ascites fluids or tissue culture supernatant by affinity chromatography (protein A/G)
Suggested Dilutions	WB 1:2000 IHC 1:150 IF 1:100 Flow Cytometry 1:100

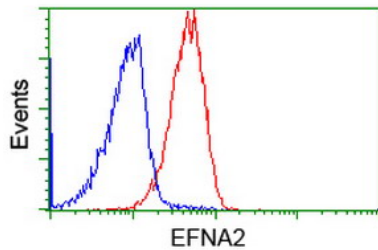
Anti-Ephrin A2 (EFNA2) Mouse Monoclonal Antibody [Clone ID: OTI3E3] (M09844) Images



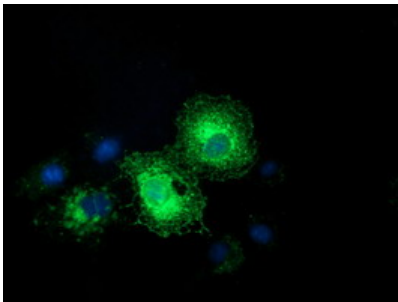
HEK293T cells were transfected with the pCMV6-ENTRY control (Left lane) or pCMV6-ENTRY EFNA2 (Right lane) cDNA for 48 hrs and lysed. Equivalent amounts of cell lysates (5 ug per lane) were separated by SDS-PAGE and immunoblotted with anti-EFNA2.



Immunohistochemical staining of paraffin-embedded Adenocarcinoma of Human endometrium tissue using anti-EFNA2 mouse monoclonal antibody. (Heat-induced epitope retrieval by 10mM citric buffer)



Flow cytometric Analysis of Jurkat cells



Anti-EFNA2 mouse monoclonal antibody (M09844) immunofluorescent staining of COS7 cells transiently transfected by pCMV6-ENTRY EFNA2.

Submit a product review to Biocompare.com

Submit a review of this product to Biocompare.com to receive a \$20 Amazon.com giftcard! Your reviews help your fellow scientists make the right decisions. Thank you for your contribution.



Anti-Ephrin A2 (EFNA2) Mouse Monoclonal Antibody [Clone ID: OTI3E3]

For Research Use Only. Not for use in diagnostic procedures.