

## Anti-SIRP<sub>g</sub> / CD172g Reference Antibody (KWAR23)

Catalog Number: M10351

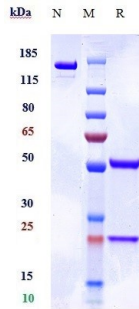
### Overview

Product Name	Anti-SIRP <sub>g</sub> / CD172g Reference Antibody (KWAR23)
Reactive Species	Cynomolgus monkey, Human, Mouse
Description	Boster Bio Anti-SIRP <sub>g</sub> / CD172g Reference Antibody (KWAR23) (Catalog # M10351). Tested in Flow Cytometry, ELISA, FTA. This antibody reacts with Cynomolgus monkey, Human, Mouse. Endotoxin: < 0.978EU/ug,determined by LAL method. Expression system: CHO Cell
Application	ELISA, Flow Cytometry, Functional Assay, Kinetics
Clonality	Monoclonal
Formulation	Purified monoclonal antibody supplied in PBS, pH6.0, without preservative.This antibody is purified through a protein A column.
Storage Instructions	Maintain refrigerated at 2–8°C for up to 2 weeks. For long-term storage, aliquot and store at -20°C to avoid repeated freeze-thaw cycles.
Uniprot ID	Q9P1W8

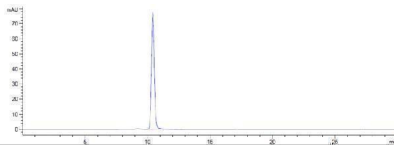
### Technical Details

Isotype	IgG4SP
Form	Liquid

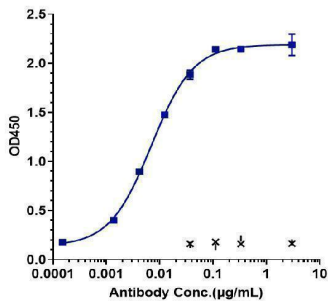
## Anti-SIRP<sub>g</sub> / CD172<sub>g</sub> Reference Antibody (KWAR23) (M10351) Images



Anti-SIRP<sub>g</sub>/CD172<sub>g</sub> Reference Antibody (KWAR23) on SDS-PAGE under reducing (R) condition. The gel was stained with Coomassie Blue. The purity of the protein is greater than 95%



The purity of Anti-SIRP<sub>g</sub>/CD172<sub>g</sub> Reference Antibody (KWAR23) is more than 100%



Immobilized human ALCAM His at 2 µg/mL can bind Anti-SIRP<sub>g</sub>/CD172<sub>g</sub> Reference Antibody (KWAR23)

### Submit a product review to Biocompare.com

Submit a review of this product to Biocompare.com to receive a \$20 Amazon.com giftcard! Your reviews help your fellow scientists make the right decisions. Thank you for your contribution.



Anti-SIRP<sub>g</sub> / CD172<sub>g</sub> Reference Antibody (KWAR23)

For Research Use Only. Not for use in diagnostic procedures.