

Anti-MKRN2 Antibody

Catalog Number: M10562

About MKRN2

E3 ubiquitin ligase catalyzing the covalent attachment of ubiquitin moieties onto substrate proteins.

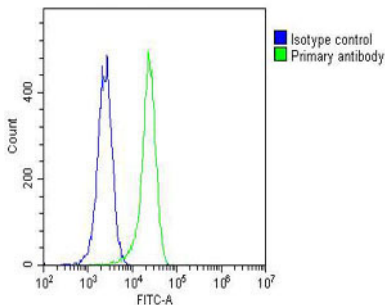
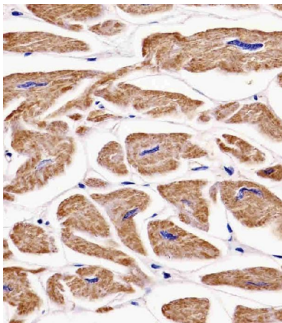
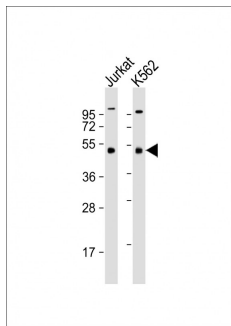
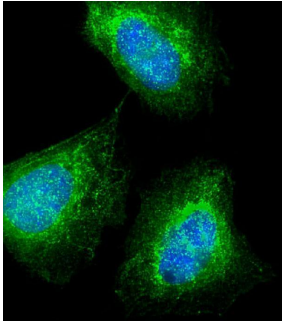
Overview

| | |
|----------------------|---|
| Product Name | Anti-MKRN2 Antibody |
| Reactive Species | Human |
| Description | Boster Bio Anti-MKRN2 Antibody (Catalog # M10562). Tested in WB, Flow Cytometry, IHC-P, IF application(s). This antibody reacts with Human. |
| Application | Flow Cytometry, IF, IHC-P, WB |
| Clonality | Monoclonal 1556CT631.230.55.49 |
| Formulation | Purified monoclonal antibody supplied in PBS with 0.09% (W/V) sodium azide. |
| Storage Instructions | Maintain refrigerated at 2-8°C for up to 2 weeks. For long-term storage, store at -20°C in small aliquots to prevent freeze-thaw cycles. |
| Host | Mouse |
| Uniprot ID | Q9H000 |

Technical Details

| | |
|----------------------------|---|
| Immunogen | This MKRN2 antibody is generated from a mouse immunized with recombinant protein. |
| Predicted Reactive Species | Human |
| Isotype | IgG1,k |
| Purification | This antibody is purified through a protein G column, followed by dialysis against PBS. |
| Suggested Dilutions | IF: 1:25 WB: 1:4000 IHC-P: 1:25 FC: 1:25 |

Anti-MKRN2 Antibody (M10562) Images



Submit a product review to [Biocompare.com](https://www.biocompare.com)

Submit a review of this product to [Biocompare.com](https://www.biocompare.com) to receive a \$20 Amazon.com giftcard! Your reviews help your fellow scientists make the right decisions. Thank you for your contribution.



Anti-MKRN2 Antibody

For Research Use Only. Not for use in diagnostic procedures.