

Anti-UBE3B Mouse Monoclonal Antibody [Clone ID: OTI3F10]

Catalog Number: M10679-1

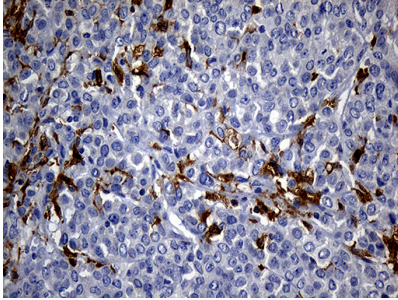
Overview

Product Name	Anti-UBE3B Mouse Monoclonal Antibody [Clone ID: OTI3F10]
Reactive Species	Human, Mouse, Rat
Description	Boster Bio UBE3B mouse monoclonal antibody, clone OTI3F10. Catalog# M10679-1. Tested in IHC. This antibody reacts with Human, Mouse, Rat.
Application	IHC
Clonality	Monoclonal OTI3F10
Formulation	PBS (pH 7.3) containing 1% stabilizing protein, 50% glycerol and 0.02% sodium azide. This antibody is supplied in a stabilized formulation. Compatibility with conjugation reactions depends on the chemistry of the conjugation method used. For conjugation methods that are not compatible with the stabilizing components present in this formulation, a carrier-free antibody format is required.
Storage Instructions	Store at -20°C as received.
Host	Mouse
Uniprot ID	Q7Z3V4

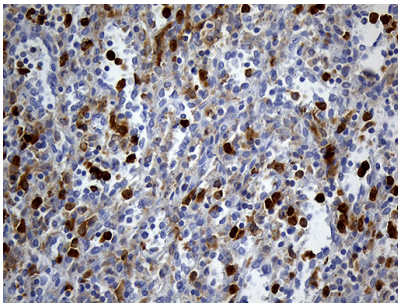
Technical Details

Immunogen	Human recombinant protein fragment corresponding to amino acids 768-1068 of human UBE3B (NP_569733) produced in E.coli.
Isotype	IgG2a
Concentration	1 mg/ml
Purification	Purified from mouse ascites fluids or tissue culture supernatant by affinity chromatography (protein A/G)
Suggested Dilutions	IHC 1:250

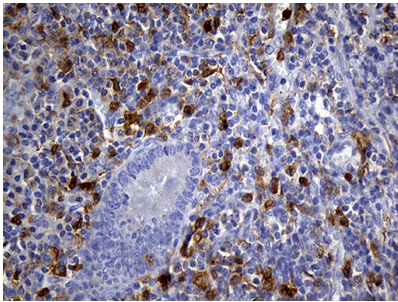
Anti-UBE3B Mouse Monoclonal Antibody [Clone ID: OTI3F10] (M10679-1) Images



Immunohistochemical staining of paraffin-embedded Adenocarcinoma of Human breast tissue tissue using anti-UBE3B mouse monoclonal antibody. (Heat-induced epitope retrieval by 1mM EDTA in 10mM Tris buffer (pH8.5) at 120Å°C for 3min)



Immunohistochemical staining of paraffin-embedded Human spleen tissue within the normal limits using anti-UBE3B mouse monoclonal antibody. (Heat-induced epitope retrieval by 1mM EDTA in 10mM Tris buffer (pH8.5) at 120Å°C for 3min)



Immunohistochemical staining of paraffin-embedded Human appendix tissue within the normal limits using anti-UBE3B mouse monoclonal antibody. (Heat-induced epitope retrieval by 1mM EDTA in 10mM Tris buffer (pH8.5) at 120Å°C for 3min)

Submit a product review to [Biocompare.com](https://www.biocompare.com)

Submit a review of this product to [Biocompare.com](https://www.biocompare.com) to receive a \$20 Amazon.com giftcard! Your reviews help your fellow scientists make the right decisions. Thank you for your contribution.



Anti-UBE3B Mouse Monoclonal Antibody [Clone ID: OTI3F10]

For Research Use Only. Not for use in diagnostic procedures.