

## Anti-Synaptotagmin 4 (SYT4) Mouse Monoclonal Antibody [Clone ID: OTI4H3]

Catalog Number: M10762

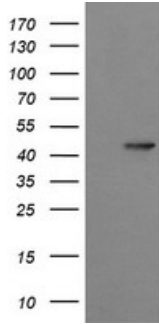
### Overview

Product Name	Anti-Synaptotagmin 4 (SYT4) Mouse Monoclonal Antibody [Clone ID: OTI4H3]
Reactive Species	Human, Mouse, Rat
Description	Boster Bio SYT4 (Synaptotagmin 4) mouse monoclonal antibody, clone OTI4H3 (formerly 4H3). Catalog# M10762. Tested in IF, IHC, WB. This antibody reacts with Human, Mouse, Rat.
Application	IF, IHC, WB
Clonality	Monoclonal OTI4H3
Formulation	PBS (pH 7.3) containing 1% stabilizing protein, 50% glycerol and 0.02% sodium azide. This antibody is supplied in a stabilized formulation. Compatibility with conjugation reactions depends on the chemistry of the conjugation method used. For conjugation methods that are not compatible with the stabilizing components present in this formulation, a carrier-free antibody format is required.
Storage Instructions	Store at -20°C as received.
Host	Mouse
Uniprot ID	Q9H2B2

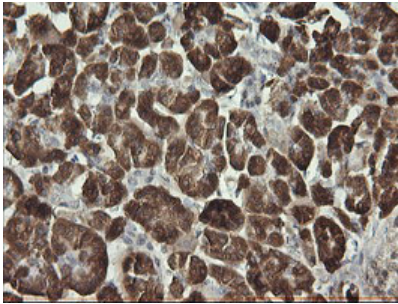
### Technical Details

Immunogen	Full length human recombinant protei of human SYT4 (NP_065834) produced in HEK293T cell.
Isotype	IgG2b
Concentration	1 mg/ml
Purification	Purified from mouse ascites fluids or tissue culture supernatant by affinity chromatography (protein A/G)
Suggested Dilutions	WB 1:4000 IHC 1:150 IF 1:100

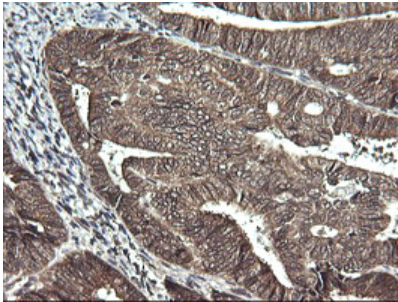
## Anti-Synaptotagmin 4 (SYT4) Mouse Monoclonal Antibody [Clone ID: OTI4H3] (M10762) Images



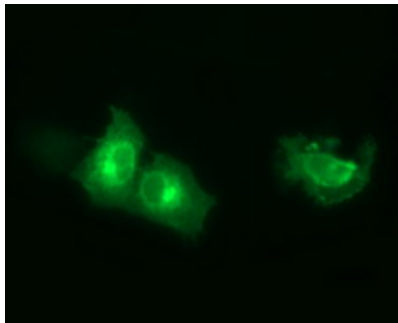
HEK293T cells were transfected with the pCMV6-ENTRY control (Left lane) or pCMV6-ENTRY SYT4 (Right lane) cDNA for 48 hrs and lysed. Equivalent amounts of cell lysates (5 ug per lane) were separated by SDS-PAGE and immunoblotted with anti-SYT4.



Immunohistochemical staining of paraffin-embedded Human pancreas tissue within the normal limits using anti-SYT4 mouse monoclonal antibody. (Heat-induced epitope retrieval by 10mM citric buffer)

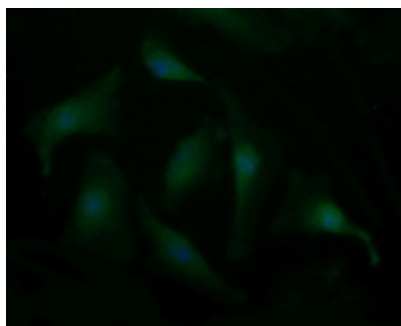


Immunohistochemical staining of paraffin-embedded Adenocarcinoma of Human endometrium tissue using anti-SYT4 mouse monoclonal antibody. (Heat-induced epitope retrieval by 10mM citric buffer)



Anti-SYT4 mouse monoclonal antibody (M10762) immunofluorescent staining of COS7 cells transiently transfected by pCMV6-ENTRY SYT4.

Immunofluorescent staining of HeLa cells using anti-SYT4 mouse monoclonal antibody (M10762).



## Submit a product review to Biocompare.com

Submit a review of this product to Biocompare.com to receive a \$20 Amazon.com giftcard! Your reviews help your fellow scientists make the right decisions. Thank you for your contribution.



Anti-Synaptotagmin 4 (SYT4) Mouse Monoclonal Antibody [Clone ID: OT14H3]

For Research Use Only. Not for use in diagnostic procedures.